

RECEIVED: November 24, 2013

REVISED: April 13, 2014

ACCEPTED: May 8, 2014

PUBLISHED: June 3, 2014

Measurement of the triple-differential cross section for photon + jets production in proton-proton collisions at $\sqrt{s} = 7$ TeV



The CMS collaboration

E-mail: cms-publication-committee-chair@cern.ch

ABSTRACT: A measurement of the triple-differential cross section, $d^3\sigma/(dp_T^\gamma d\eta^\gamma d\eta^{\text{jet}})$, in photon+jets final states using a data sample from proton-proton collisions at $\sqrt{s} = 7$ TeV is presented. This sample corresponds to an integrated luminosity of 2.14 fb^{-1} collected by the CMS detector at the LHC. Photons and jets are reconstructed within a pseudorapidity range of $|\eta| < 2.5$, and are required to have transverse momenta in the range $40 < p_T^{\text{jet}} < 300 \text{ GeV}$ and $p_T^\gamma > 30 \text{ GeV}$, respectively. The measurements are compared to theoretical predictions from the SHERPA leading-order QCD Monte Carlo event generator and the next-to-leading-order perturbative QCD calculation from JETPHOX. The predictions are found to be consistent with the data over most of the examined kinematic region.

KEYWORDS: Hadron-Hadron Scattering, QCD

ARXIV EPRINT: [1311.6141](https://arxiv.org/abs/1311.6141)

Studies of events produced in proton-proton collisions containing a photon and one or more jets in the final state provide a direct probe of quantum chromodynamics (QCD) [1–5]. The production cross sections, examined for various angular configurations, are sensitive to contributions from the QCD hard-scattering subprocesses and to parton distribution functions (PDFs) of the proton [6, 7]. Measurements of these cross sections serve to constrain PDF models and provide information for improving phenomenological Monte Carlo models, as well as testing the applicability of fixed-order perturbative calculations over a wide range of kinematic regions. Photon+jets (direct photon) events are a major source of background to standard model measurements, most notably for the study of a light, neutral Higgs boson in the decay channel $H \rightarrow \gamma\gamma$ [8], as well as beyond-the-standard-model searches for signatures of extra dimensions [9] and excited quarks [10], among others. Photon+jets events can also be used to calibrate jet energies [11], and to model the missing transverse energy distributions attributed to the presence of noninteracting particles [12].

This Letter presents a measurement of the triple-differential cross section for photon+jets production using a data set collected by the Compact Muon Solenoid (CMS) detector at the Large Hadron Collider (LHC) from pp collisions at $\sqrt{s} = 7$ TeV. The data correspond to an integrated luminosity of 2.14 fb^{-1} . This measurement spans a transverse momentum range of $40 < p_{\text{T}}^{\gamma} < 300 \text{ GeV}$ and $p_{\text{T}}^{\text{jet}} > 30 \text{ GeV}$ for photons and jets, respectively. It is performed in four regions of pseudorapidity for the photon ($|\eta^{\gamma}| < 0.9$, $0.9 \leq |\eta^{\gamma}| < 1.44$, $1.56 \leq |\eta^{\gamma}| < 2.1$ and $2.1 \leq |\eta^{\gamma}| < 2.5$) and two regions of pseudorapidity for the leading-transverse-momentum jet ($|\eta^{\text{jet}}| < 1.5$ and $1.5 \leq |\eta^{\text{jet}}| < 2.5$). The dominant mechanisms for direct production of photons with large transverse momentum are the Compton-like gluon scattering process $gq \rightarrow \gamma q$ and the quark-antiquark annihilation process, $q\bar{q} \rightarrow \gamma g$ [13]. The main background for these processes comes from the decay of neutral hadrons, such as π^0 and η mesons, into nearly collinear pairs of photons. The expected background contribution from W+jets and diphoton production is negligible. This measurement spans an x and Q^2 region of $0.002 \lesssim x \lesssim 0.4$ and $1600 \leq Q^2 \leq 9 \times 10^4 \text{ GeV}^2$, and extends the kinematic regions of photon p_{T} covered by earlier measurements [14–24]. Measurements of the differential cross sections and ratios of the differential cross sections for different angular configurations are compared to theoretical predictions.

The CMS detector is a general-purpose, hermetic detector providing large solid angle coverage for electromagnetic and hadronic showers, charged particle tracks, and muons. The CMS experiment uses a right-handed coordinate system, with the origin at the nominal interaction point, with the x axis pointing to the center of the LHC ring, the y axis pointing up (perpendicular to the plane of the LHC ring), and the z axis along the counterclockwise-beam direction. The polar angle θ is measured from the positive z axis and the azimuthal angle ϕ in the x - y plane. The pseudorapidity is defined by $\eta = -\ln[\tan(\theta/2)]$. A full description of the CMS detector can be found in ref. [25]. The subdetectors most relevant to this analysis are the electromagnetic calorimeter (ECAL), the hadron calorimeter (HCAL), and the silicon tracker. These detectors are located within a 3.8 T superconducting solenoid of 6 m internal diameter. The ECAL is a homogeneous calorimeter composed of approximately 76 000 lead tungstate crystals with segmentation $\Delta\eta \times \Delta\phi = 0.0174 \times 0.0174$ (where ϕ is measured in radians), corresponding to a physical area of $22 \times 22 \text{ mm}^2$ at the front

face of a crystal in the central barrel region ($|\eta| < 1.5$) and $28.62 \times 28.62 \text{ mm}^2$ in two endcap regions ($1.5 < |\eta| < 3.0$). The HCAL is a brass/scintillator sampling calorimeter with segmentation of $\Delta\eta \times \Delta\phi = 0.087 \times 0.087$ in the central region ($|\eta| < 1.74$) and $\Delta\eta \times \Delta\phi = 0.09 \times 0.174$ to 0.35×0.174 for forward pseudorapidity ($1.74 < |\eta| < 3.0$). The silicon tracking system, located between the LHC beam pipe and the ECAL, consists of pixel and strip detector elements covering the pseudorapidity range $|\eta| < 2.5$. In the forward region a preshower detector, consisting of two planes of silicon sensors interleaved with 3 radiation lengths of lead, is located in front of the ECAL, covering the region $1.65 < |\eta| < 2.6$.

Events selected for this analysis are recorded using a two-level trigger system. A level-1 trigger requires a cluster of energy deposited in the ECAL with transverse energy $E_T > 20 \text{ GeV}$. The CMS high-level trigger (HLT) applies a more sophisticated energy clustering algorithm to events passing the level-1 threshold and further requires E_T trigger thresholds from 30 to 135 GeV. These thresholds are raised with increased instantaneous luminosity to prevent saturation of the readout. In addition to these trigger requirements, an offline requirement is imposed to ensure that events have at least one well reconstructed primary vertex within 24 cm in z of the nominal center of the detector.

Photons deposit most of their energy through electromagnetic showers in the ECAL. They are reconstructed by clustering energy deposits in neighboring crystals according to criteria that are optimized for different regions of pseudorapidity. Each clustering algorithm begins from a seed crystal with large transverse energy. In the barrel region, clusters are formed by summing energies across 5 (35) crystals in the η (ϕ) direction. Clusters in the endcap are formed by combining contiguous 5×5 arrays of crystals and including the corresponding energy in the preshower detector. The full details of these algorithms can be found in ref. [26]. We apply the same selection criteria used in the measurement of the inclusive photon cross section [27] and provide a summary here. A photon reaching the ECAL without undergoing conversion to an e^+e^- pair deposits most of its energy in a 3×3 crystal matrix. Only a very small fraction of the energy from the resulting shower leaks into the HCAL, hence the ratio of the energy of the photon candidate in the HCAL to the energy in the ECAL, H/E , within a cone of radius $R = \sqrt{(\Delta\eta)^2 + (\Delta\phi)^2} = 0.15$ around the seed crystal can be used to separate photon showers from electromagnetic components of hadron-initiated showers. For this analysis, a requirement of $H/E < 5\%$ is applied to the photon candidates. To reject electrons, we require that there be no hits in the first two inner layers of the silicon pixel detector that are consistent with an electron track matching the location and energy of the photon candidate in the calorimeter (pixel detector veto). To further improve the purity of the photon candidate sample, an additional requirement is applied based on the second moment of the electromagnetic shower in η , calculated using a 5×5 matrix of crystals around the highest energy crystal in the cluster,

$$\sigma_{\eta\eta}^2 = \frac{\sum (\eta_i - \bar{\eta})^2 w_i}{\sum w_i}, \tag{1}$$

where the sum runs over all elements of the 5×5 matrix, and $\eta_i = 0.0174\hat{\eta}_i$, with $\hat{\eta}_i$ denoting the η index of the i th crystal; the individual weights w_i are given by $w_i =$

$\max(0, 4.7 + \ln(E_i/E_{5 \times 5}))$ and E_i is the energy of the i th crystal; $\bar{\eta} = \sum \eta_i w_i / \sum w_i$ is the energy-weighted average pseudorapidity. The requirement $\sigma_{\eta\eta} < 0.01$ (0.028) in the barrel (endcaps) further suppresses background from neutral mesons (π^0 , η , etc.) that may satisfy the isolation requirements described below as a result of fluctuations in the fragmentation of partons. The combined H/E and shower shape requirements along with the pixel detector veto comprise the photon identification criteria. If multiple photons are reconstructed within the fiducial range of this analysis, only the photon with highest p_T^γ , leading photon, is considered.

Jets are reconstructed using the anti- k_T [28] clustering algorithm with distance parameter of 0.5. Inputs for the jet clustering are defined by the particle-flow [29] algorithm, which is a full-event reconstruction technique that aims to reconstruct and identify all stable particles produced in an event through the combination of information from all sub-detectors. Jets with $p_T > 30$ GeV are selected for this analysis, and are required to pass data quality requirements designed to remove spurious jets resulting from noise [30]. Inefficiencies due to these criteria are negligible. Since energetic photons are also reconstructed as jets by the anti- k_T algorithm, any jet that overlaps with the leading photon within a cone of $R < 0.5$ is removed from consideration.

Even after the photon identification criteria are applied, a significant background remains, mostly from neutral mesons that decay to photons that overlap in the ECAL. Templates constructed from signal and background distributions are fitted to data to determine the purity of the selected photon sample. The method exploits the distribution of energy in the vicinity of the photon using the variable $\text{Iso}^\gamma = \text{Iso}_{\text{TRK}} + \text{Iso}_{\text{ECAL}} + \text{Iso}_{\text{HCAL}}$, where Iso_{TRK} is the sum of the p_T of tracks consistent with the reconstructed vertex in a hollow cone, $0.04 < R < 0.40$, centered around the candidate photon momentum vector extending from the primary vertex to the ECAL cluster. Similarly, Iso_{ECAL} is the transverse energy deposited in the ECAL in $0.06 < R < 0.40$, and Iso_{HCAL} is the transverse energy deposited in the HCAL in $0.15 < R < 0.40$. For the Iso_{TRK} (Iso_{ECAL}) distributions, we do not include energy in a rectangular strip of $\Delta\eta \times \Delta\phi = 0.015$ (0.040) \times 0.040 to exclude energy associated with the photon in case of conversion [31]. The method takes advantage of differences in the Iso^γ distributions between signal and background. The main contribution to Iso^γ for genuine photons comes from the underlying event and multiple pp interactions in the same bunch crossing (pile-up collisions). The average number of pile-up collisions for data used in this analysis is ~ 6 . In contrast, Iso^γ for misidentified photons includes additional contributions of energy from jet fragmentation. Hence, the Iso^γ distribution for the background tends to be broader than for signal.

The signal template is modeled using Monte Carlo (MC) events generated with PYTHIA 6.424 [32] and parameterized by the convolution of an exponential function with a Gaussian,

$$S(x) = C_S e^{\alpha x} \otimes \text{Gaussian}(x, \mu, \sigma), \tag{2}$$

where $x = \text{Iso}^\gamma$, $(\mu, \sigma) = \vec{p}$ and α describe the peak and tail of the signal template, respectively, and C_S normalizes the distribution to unit area. The background template is obtained from data using a background-enriched sample collected from a side-band region, obtained by inverting the shower shape selection requirement and requiring

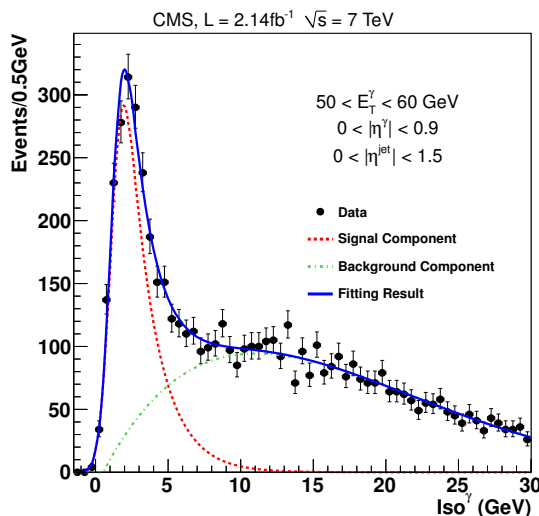


Figure 1. Example of a fit to the Iso^γ distribution using signal and background templates.

$\sigma_{\eta\eta} > 0.011$ (0.030) in the barrel (endcap) regions. The background distribution is parameterized using an inverse ARGUS function [33],

$$B(x) = \begin{cases} C_B [1 - e^{z(x-q_1)}] \cdot [1 - q_2(x - q_1)]^{q_3} & ; x \geq q_1 \\ 0 & ; x < q_1, \end{cases} \quad (3)$$

where $x = \text{Iso}^\gamma$, z describes the shape of the background template in the signal-dominated region, q_1 (q_2, q_3) describe the starting point of the background template (or its shape in the background-dominated region), and C_B normalizes the distribution to unit area.

The signal purity is determined by fitting the signal and background template functional forms to data, $N_S \cdot \text{Iso}_S^\gamma + N_B \cdot \text{Iso}_B^\gamma$, and minimizing an extended χ^2 defined as

$$\chi^2 = \sum_{i=1}^n \left(\frac{N_i - (N_S S_i(\vec{p}, \alpha) + N_B B_i(z, \vec{q}))}{\sigma_{N_i}} \right)^2 + \left(\frac{(z - z_{\text{central}})}{\sigma_z} \right)^2, \quad (4)$$

where N_S and N_B are the numbers of signal and background events, n is the number of bins in the templates, N_i the observed number of events for the i th bin with uncertainty σ_{N_i} , S_i and B_i are the per-bin integrals of the corresponding signal and background templates, and z_{central} (σ_z) is the value (uncertainty) of the parameter z determined by the fitting of the background template. The parameters can be categorized into those that most directly model the signal-dominated (μ , σ , z , and q_1) and background-dominated (α , q_2 , and q_3) regions. The parameter that describes the peak in the signal template is allowed to vary in the fit to correct for differences between data and MC in the region of low isolation energy. This procedure is validated with data using a photon sample collected from $Z \rightarrow \mu^+ \mu^- \gamma$ events. The parameter that describes the tail of the signal template in the high isolation energy region is shifted by 5% to account for differences observed between data and MC simulation, and to estimate the uncertainty from the contributions of nonprompt photons, which originate from jet fragmentation. In the low Iso^γ region,

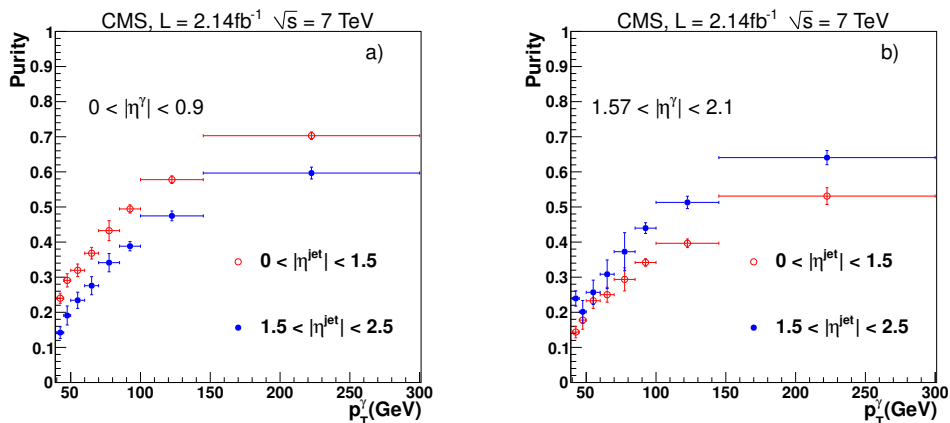


Figure 2. Examples of signal purity as a function of p_T^γ for (a) photons in the barrel and (b) photons in the endcap. In each figure the open (filled) circles correspond to the events with leading jet located in the barrel (endcap). The error bars represent the total statistical and systematic uncertainty in the purity measurement.

the background distribution is constrained by the sideband data, allowing the parameter z to vary based on the value z_{central} with an uncertainty σ_z . An example of the resulting templates is shown in figure 1. The purity is determined independently in bins of γ and jet pseudorapidity and as a function of p_T^γ .

The signal purity is defined as the ratio of prompt photons to the total number of selected photons. This is shown as a function of p_T^γ in figure 2 for two ranges of η^γ ; it increases with the transverse momentum of the photons. The variation of the measured photon purity across kinematic regions is consistent with expectations for signal and background, which correspond to different admixtures of initial partonic states. The main contribution to the systematic uncertainty in the photon signal purity is due to the modeling the shape of the background template, which is dominated by statistical uncertainty in the sideband samples. This uncertainty is evaluated by performing pseudo-experiments based on simulated QCD samples to examine variations in the measurement of the purity due to statistical fluctuations in the template models. The upper limit of $p_T^\gamma < 300$ GeV in this analysis is determined by the availability of data that allows us to independently model background templates for each bin in the triple differential cross section. We also consider a contribution to the systematic uncertainty related to the modeling of the signal template. The systematic uncertainty is evaluated independently for each bin and increases with decreasing photon transverse momentum from 1% to 30%.

The selection efficiency for photons can be factorized into four terms, which are measured independently: $\epsilon_{\text{total}} = \epsilon_{\text{trigger}} \cdot \epsilon_{\text{RECO}} \cdot \epsilon_{\text{ID}} \cdot \epsilon_{\text{PMV}}$. The first factor, $\epsilon_{\text{trigger}}$, is the trigger selection efficiency, and is measured in data using electrons from the decay of Z bosons following a ‘tag-and-probe’ method [34]. The tag electron is required to match an object reconstructed as an HLT electron, while the probe requirement is relaxed to pass the offline photon selection requirements and a photon HLT path. This efficiency factor is found to be consistent with 100% within its systematic uncertainty. The reconstruction ef-

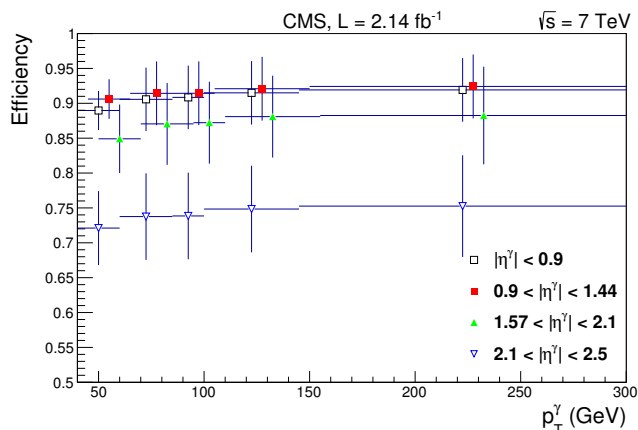


Figure 3. Total efficiency for photon selection as a function of photon transverse momentum (p_T^γ) in four different photon pseudorapidity (η^γ) ranges. The error bars include both statistical and systematic uncertainties and are dominated by the latter. For clarity, points corresponding to the second and third η^γ bins are shifted to the right by 5 and 10 GeV, respectively.

efficiency, ϵ_{RECO} , is measured using simulated events in a photon+jets sample generated with PYTHIA. The same sample is used to determine ϵ_{ID} , the efficiency of the photon identification criteria apart from the pixel detector veto. The systematic uncertainty in the photon identification efficiency is determined from the differences between MC simulation and data by applying the nominal photon selection criteria to electrons in a Z-boson-enriched data sample. The photon pixel veto efficiency, ϵ_{PMV} , is estimated from data by employing the tag-and-probe technique with final-state-radiation photons in $Z \rightarrow \mu^+ \mu^- \gamma$ events and is independent of p_T . The total photon efficiency as a function of photon transverse momentum in the four photon pseudorapidity ranges is shown in figure 3. The variation of total efficiency values in the photon pseudorapidity regions is mainly caused by the pixel veto efficiency contribution.

Figures 4 and 5 show the measurement of the triple-differential cross section $d^3\sigma/(dp_T^\gamma d\eta^\gamma d\eta^{\text{jet}})$ for $|\eta^{\text{jet}}| < 1.5$ and $1.5 < |\eta^{\text{jet}}| < 2.5$. The measurements are corrected for detector acceptance, efficiency and resolution by unfolding the spectra using an iterative method [35]. The cross section is calculated using

$$\frac{d^3\sigma}{dp_T^\gamma d\eta^\gamma d\eta^{\text{jet}}} = \frac{1}{\Delta p_T^\gamma \cdot \Delta \eta^\gamma \cdot \Delta \eta^{\text{jet}}} \frac{N_{\text{signal}}^\gamma \cdot U}{L \cdot \epsilon}, \quad (5)$$

where N_{signal}^γ is the number of photon candidates corrected for purity in bins of Δp_T^γ , $\Delta \eta^\gamma$, and $\Delta \eta^{\text{jet}}$ with integrated luminosity L ; U and ϵ are the unfolding and efficiency corrections, respectively.

The systematic uncertainty due to the unfolding procedure is estimated by varying the parameterization of signal model and photon energy resolution according to differences between the data and MC distributions. The effect of uncertainties in the photon energy scale varies from 1.1%–1.5% (2.2%–3%) for measurements with photons in the barrel (endcap), while those due to the jet energy scale are negligible. The contributions to the

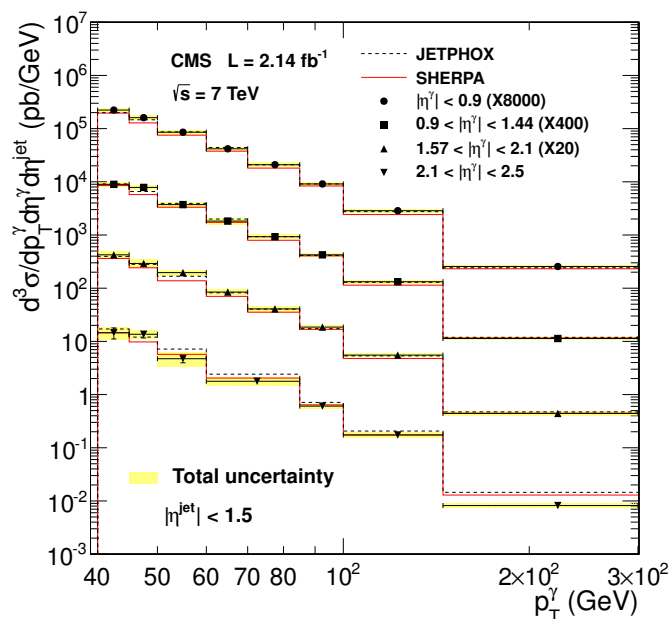


Figure 4. Differential cross sections for $|\eta^{\text{jet}}| < 1.5$. The measured cross sections (markers) in four different ranges of η^γ are compared with the SHERPA tree-level MC (solid line) and the NLO perturbative QCD calculation from JETPHOX (dashed line). The cross sections for the most central photons are scaled by factors of 20 to 8000 for better visibility. Error bars are statistical uncertainties and the shaded bands correspond to the total experimental uncertainties.

systematic uncertainty in the differential cross section from the determination of photon reconstruction efficiency, unfolding, photon energy scale and the photon purity determination are given in table 1. The table also shows the total systematic uncertainty obtained by adding all the contributions in quadrature. At low p_T^γ the systematic uncertainty is dominated by the purity determination. This is also the region where the uncertainty is the highest. At high p_T^γ the most significant contribution usually comes from the determination of the reconstruction efficiency.

The measured cross sections are compared to theoretical predictions based on perturbative QCD using the leading order (LO) MC event generator SHERPA (v1.3.1) [36] and the full next-to-leading order (NLO) calculation implemented in JETPHOX (v1.2.2) [37]. The SHERPA MC program incorporates higher-order tree level matrix elements (ME) and parton shower (PS) modeling using the ME-PS matching algorithm described in ref. [38]. A similar technique is also applied to processes involving prompt photons [39], combining the photon and QCD parton multiplicity tree-level matrix elements with a QCD+QED parton shower using the formalism given in ref. [38], thus treating photons and jets on an equal footing [39]. This treatment also includes contributions from the photon fragmentation component, permitting a direct comparison with experimental measurements. The predictions from SHERPA agree well with earlier photon measurements from the Tevatron [21]. The photon+jets final states are generated with up to three additional jets using SHERPA and the CTEQ6 [40] parton distribution functions (PDFs). Calculations

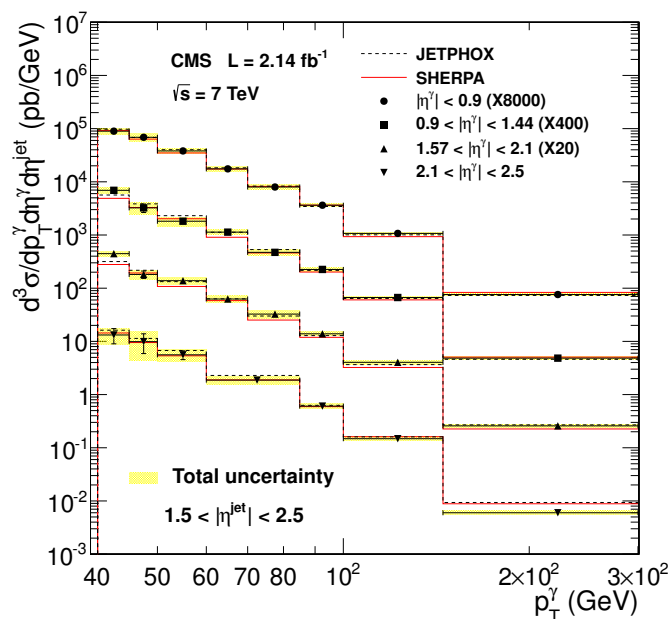


Figure 5. Differential cross sections for $1.5 < |\eta^{\text{jet}}| < 2.5$. The measured cross sections (markers) in four different ranges of η^γ are compared with the SHERPA tree-level MC (solid line) and the NLO perturbative QCD calculation from JETPHOX (dashed line). The cross sections for the most central photons are scaled by factors of 20 to 8000 for better visibility. Error bars are statistical uncertainties and the shaded bands are the total experimental uncertainties.

are performed using default choices for renormalization (μ_R) and factorization (μ_F) scales equal to p_T^γ . The JETPHOX calculation at NLO in perturbative QCD includes a model of fragmentation functions of partons to photons [41] and uses the CT10 [42] NLO PDFs with $\mu_R = \mu_F = \mu_f = p_T^\gamma/2$, where μ_f defines the fragmentation scale. To model the effect of experimental selection requirements for these processes, the energy around the photon within the $R < 0.4$ cone is required to be less than 5 GeV. The effect due to the choice of theory scales is obtained by independently varying μ_R, μ_F, μ_f by the factors 0.5 and 2.0. The uncertainty in the predictions due to the choice of PDF is determined from the 40 (52) component error sets of CTEQ6M (CT10) and evaluated using the master equations as given by the ‘modified tolerance method’ recommended in ref. [43]. The effects of contributions from the parton-to-hadron fragmentation and the underlying event are examined by comparing cross sections determined using our default tune in PYTHIA at hadron level with and without multiple parton interactions (MPI) and hadronization processes included. We find these contributions to produce small fluctuations around the parton-level cross section with little dependence on kinematic variables and conclude that an uncertainty of 1% added to the JETPHOX predictions in each $(\eta^\gamma, \eta^{\text{jet}})$ region covers their effects. Figure 6 shows the ratios of the measured triple-differential cross section to theoretical predictions. The determination of the photon signal purity contributes the main systematic uncertainty affecting this measurement. The central values of the cross section, the statistical uncertainty, and the total systematic uncertainty are summarized in tables 2 and 3. The predictions from SHERPA and JETPHOX are consistent with data,

$ \eta^\gamma < 1.44$					
p_T^γ (GeV)	efficiency (%)	unfolding (%)	photon energy (%)	purity (%)	total (%)
40–45	2.5	2.1	1.1	4.9–9.3	6.0–10.0
45–50	1.2	2.5	1.2	4.9–17	5.6–17
50–60	4.5	2.6	1.4	4.2–13	6.8–14
60–70	4.5	2.4	1.5	3.7–11	6.5–13
70–85	4.5	1.2	1.5	4.6–5.7	6.7–7.5
85–100	4.5	1.4	1.5	2.2–3.1	5.4–5.8
100–145	4.5	1.4	1.5	1.8–2.5	5.2–5.6
145–300	4.5	1.2	1.5	1.4–2.6	5.1–5.5
$1.57 < \eta^\gamma < 2.5$					
p_T^γ (GeV)	efficiency (%)	unfolding (%)	photon energy (%)	purity (%)	total (%)
40–45	3.0	2.1	2.2	6.9–9.9	8.1–11
45–50	3.5	2.5	2.4	8.6–38	9.9–38
50–60	5.0	2.6	2.7	7.2–25	9.5–25
60–70	5.0	2.4	3.0	7.0–12	9.4–14
70–85	5.0	1.2–5.0	3.0	10–13	12–15
85–100	5.0	1.4–5.0	3.0	2.8–4.6	6.6–8.6
100–145	5.0	1.4–4.0	3.0	2.8–6.3	6.6–8.7
145–300	5.0	1.2–2.1	3.0	2.9–5.1	6.8–7.9

Table 1. Contributions to the relative systematic uncertainty (in percent) in the cross section measurement from efficiency, unfolding, photon energy scale, and purity calculations. The total systematic uncertainty is obtained by adding all the contributions in quadrature, a 2.2% uncertainty due to the integrated luminosity measurement is not included. The numbers in the table represent the ranges of uncertainties obtained in different η^γ and η^{jet} bins.

except for cases of photons measured in the largest η and p_T regions.

Figure 7 shows the ratios of cross sections with different angular orientations between the photon and the leading jet. An earlier study performed by the D0 experiment at the Tevatron [21] restricted the photon to $|\eta^\gamma| < 1.0$, while allowing the jet to be either in the central ($|\eta^{\text{jet}}| < 0.8$) or forward ($1.5 < |\eta^{\text{jet}}| < 2.5$) region. In this study, we consider $|\eta^\gamma| < 0.9$ and $|\eta^{\text{jet}}| < 1.5$ or $1.5 < |\eta^{\text{jet}}| < 2.5$. The advantage of measuring the ratios of cross sections is that uncertainties in the integrated luminosity and reconstruction efficiencies largely cancel.

In conclusion, events with at least one photon and one jet have been studied with a data sample corresponding to an integrated luminosity of 2.14 fb^{-1} collected in proton-proton collisions at $\sqrt{s} = 7 \text{ TeV}$. The cross section is measured as a function of the transverse momentum of the photon for various configurations of the leading photon and the leading jet. These measurements are used to determine eight ratios of the triple-differential cross section $d^3\sigma/(dp_T^\gamma d\eta^\gamma d\eta^{\text{jet}})$. They provide measures of the relative cross sections for photon+jets production in different pseudorapidity regions and, thus, over a wide range

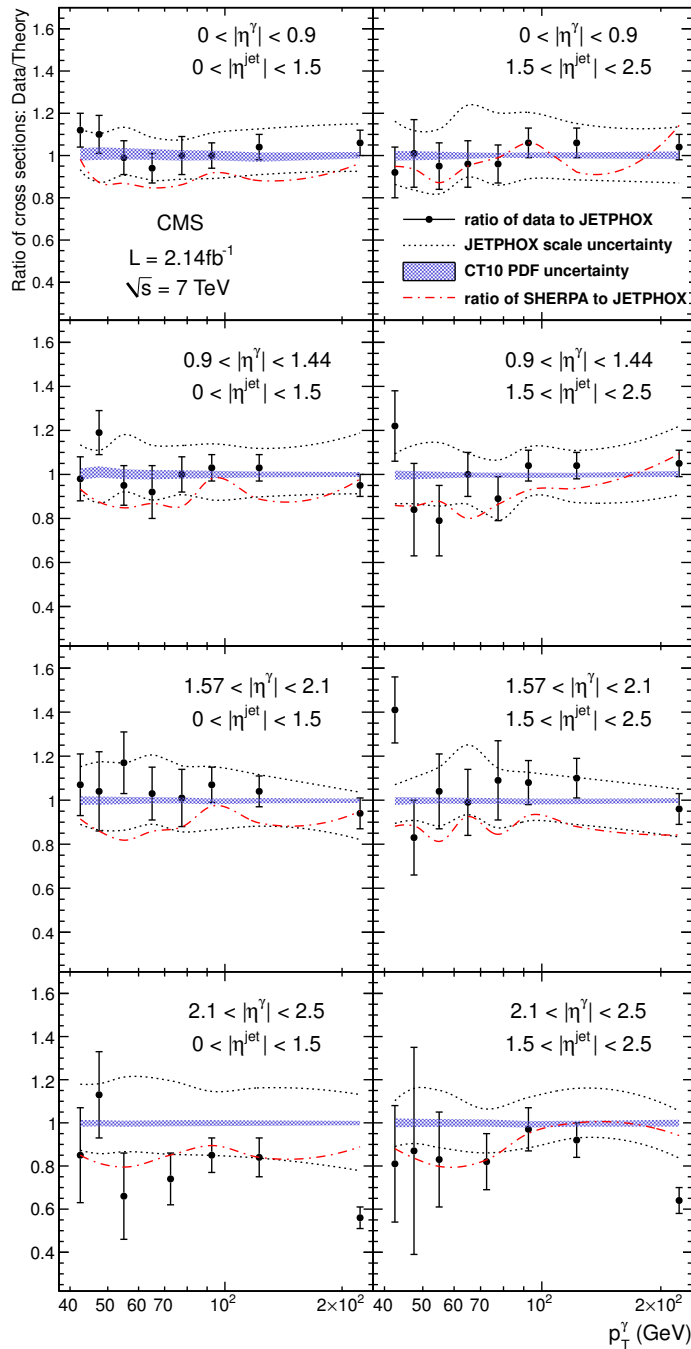


Figure 6. The ratios of the measured triple-differential cross sections to the NLO QCD prediction using JETPHOX with the CT10 PDF set and scales $\mu_{R,F,f} = \frac{1}{2}p_T^\gamma$. The vertical lines on the points show the statistical and systematic uncertainties added in quadrature. The two dotted lines represent the effect of varying the theoretical scales as described in the text. The shaded bands correspond to the CT10 PDF uncertainty. The dash-dotted lines show the ratios of the SHERPA predictions to JETPHOX.

$ \eta^\gamma < 0.9$ and $ \eta^{\text{jet}} < 1.5$					
p_T^γ (GeV)	Cross section (pb/GeV)			Ratio	
	DATA	JETPHOX	SHERPA	D/J	D/S
40–45	27.9±1.0±1.8	24.9	24.5	1.12±0.08	1.14±0.08
45–50	20.1±1.0±1.2	18.3	16.0	1.10±0.09	1.26±0.10
50–60	10.70±0.40±0.77	10.8	9.41	0.99±0.08	1.14±0.09
60–70	5.22±0.16±0.36	5.53	4.71	0.94±0.07	1.11±0.08
70–85	2.62±0.09±0.21	2.61	2.26	1.00±0.09	1.16±0.10
85–100	1.14±0.01±0.07	1.14	1.04	1.00±0.06	1.09±0.06
100–145	0.358±0.003±0.020	0.344	0.303	1.04±0.06	1.18±0.07
145–300	0.0320±0.0002±0.0018	0.0302	0.0290	1.06±0.06	1.10±0.06
$ \eta^\gamma < 0.9$ and $1.5 < \eta^{\text{jet}} < 2.5$					
p_T^γ (GeV)	Cross section (pb/GeV)			Ratio	
	DATA	JETPHOX	SHERPA	D/J	D/S
40–45	11.2±1.0±1.1	12.2	11.6	0.92±0.12	0.97±0.13
45–50	8.59±0.82±1.05	8.52	7.94	1.01±0.16	1.08±0.17
50–60	4.76±0.36±0.44	5.02	4.36	0.95±0.11	1.09±0.13
60–70	2.19±0.14±0.21	2.29	2.17	0.96±0.11	1.01±0.11
70–85	0.998±0.061±0.075	1.04	1.02	0.96±0.09	0.97±0.09
85–100	0.454±0.009±0.028	0.429	0.455	1.06±0.07	1.00±0.06
100–145	0.134±0.002±0.008	0.126	0.116	1.06±0.07	1.15±0.07
145–300	0.0095±0.0001±0.0006	0.0091	0.0104	1.04±0.06	0.91±0.06
$0.9 < \eta^\gamma < 1.44$ and $ \eta^{\text{jet}} < 1.5$					
p_T^γ (GeV)	Cross section (pb/GeV)			Ratio	
	DATA	JETPHOX	SHERPA	D/J	D/S
40–45	22.4±1.4±1.9	22.8	21.3	0.98±0.10	1.05±0.11
45–50	19.6±1.0±1.3	16.4	14.4	1.19±0.10	1.36±0.11
50–60	9.32±0.50±0.77	9.82	8.32	0.95±0.09	1.12±0.11
60–70	4.57±0.20±0.58	4.99	4.32	0.92±0.12	1.06±0.14
70–85	2.32±0.10±0.16	2.33	1.99	1.00±0.08	1.17±0.10
85–100	1.06±0.01±0.06	1.03	1.01	1.03±0.06	1.05±0.06
100–145	0.331±0.004±0.019	0.322	0.285	1.03±0.06	1.16±0.07
145–300	0.0283±0.0003±0.0016	0.0298	0.0291	0.95±0.05	0.97±0.06
$0.9 < \eta^\gamma < 1.44$ and $1.5 < \eta^{\text{jet}} < 2.5$					
p_T^γ (GeV)	Cross section (pb/GeV)			Ratio	
	DATA	JETPHOX	SHERPA	D/J	D/S
40–45	17.3±1.3±1.8	14.1	12.2	1.22±0.16	1.42±0.18
45–50	8.1±1.5±1.4	9.62	8.23	0.84±0.21	0.98±0.25
50–60	4.54±0.61±0.66	5.77	5.05	0.79±0.16	0.90±0.18
60–70	2.83±0.18±0.23	2.82	2.27	1.00±0.10	1.25±0.13
70–85	1.18±0.09±0.09	1.33	1.15	0.89±0.10	1.03±0.11
85–100	0.563±0.013±0.035	0.541	0.503	1.04±0.07	1.12±0.07
100–145	0.167±0.003±0.010	0.161	0.151	1.04±0.06	1.11±0.07
145–300	0.0121±0.0002±0.0007	0.0115	0.0127	1.05±0.06	0.96±0.06

Table 2. The triple-differential cross sections $d^3\sigma/(dp_T^\gamma d\eta^\gamma d\eta^{\text{jet}})$ for photons located in the central region with statistical and systematic uncertainties, compared to predictions from JETPHOX and SHERPA. A 2.2% luminosity uncertainty is included in the systematic uncertainty [44]. The final two columns show the ratio of CMS data to JETPHOX (D/J) and SHERPA (D/S), respectively.

1.57 < $ \eta^\gamma $ < 2.1 and $ \eta^{\text{jet}} $ < 1.5					
p_T^γ (GeV)	Cross section (pb/GeV)			Ratio	
	DATA	JETPHOX	SHERPA	D/J	D/S
40–45	21.2±2.0±1.9	19.8	18.1	1.07±0.14	1.17±0.15
45–50	14.6±1.4±2.0	14.0	12.1	1.04±0.18	1.21±0.20
50–60	9.82±0.67±0.96	8.38	6.89	1.17±0.14	1.43±0.17
60–70	4.23±0.26±0.41	4.10	3.51	1.03±0.12	1.20±0.14
70–85	2.04±0.11±0.24	2.02	1.77	1.01±0.13	1.15±0.15
85–100	0.928±0.019±0.065	0.868	0.842	1.07±0.08	1.10±0.08
100–145	0.276±0.005±0.019	0.267	0.239	1.04±0.07	1.16±0.08
145–300	0.0221±0.0003±0.0017	0.0236	0.0223	0.94±0.07	0.99±0.08
1.57 < $ \eta^\gamma $ < 2.1 and 1.5 < $ \eta^{\text{jet}} $ < 2.5					
p_T^γ (GeV)	Cross section (pb/GeV)			Ratio	
	DATA	JETPHOX	SHERPA	D/J	D/S
40–45	22.3±1.4±1.9	15.8	14.0	1.41±0.15	1.60±0.17
45–50	9.1±1.4±1.1	10.9	9.66	0.83±0.17	0.94±0.19
50–60	6.92±0.68±0.86	6.65	5.39	1.04±0.17	1.28±0.20
60–70	3.13±0.21±0.43	3.15	2.92	0.99±0.15	1.07±0.16
70–85	1.63±0.11±0.25	1.50	1.26	1.09±0.18	1.29±0.22
85–100	0.694±0.017±0.059	0.643	0.596	1.08±0.10	1.16±0.10
100–145	0.202±0.004±0.016	0.183	0.162	1.10±0.09	1.25±0.10
145–300	0.0129±0.0002±0.0009	0.0135	0.0113	0.96±0.07	1.14±0.08
2.1 < $ \eta^\gamma $ < 2.5 and $ \eta^{\text{jet}} $ < 1.5					
p_T^γ (GeV)	Cross section (pb/GeV)			Ratio	
	DATA	JETPHOX	SHERPA	D/J	D/S
40–45	14.5±3.4±1.6	17.1	14.5	0.85±0.22	1.00±0.26
45–50	13.6±2.0±1.4	12.0	9.77	1.13±0.20	1.39±0.25
50–60	4.72±0.76±1.2	7.17	5.71	0.66±0.20	0.83±0.25
60–85	1.78±0.16±0.25	2.42	2.05	0.74±0.12	0.87±0.14
85–100	0.607±0.031±0.048	0.713	0.641	0.85±0.08	0.95±0.09
100–145	0.174±0.008±0.016	0.206	0.174	0.84±0.09	1.00±0.10
145–300	0.0082±0.0004±0.0007	0.0145	0.0129	0.56±0.05	0.63±0.06
2.1 < $ \eta^\gamma $ < 2.5 and 1.5 < $ \eta^{\text{jet}} $ < 2.5					
p_T^γ (GeV)	Cross section (pb/GeV)			Ratio	
	DATA	JETPHOX	SHERPA	D/J	D/S
40–45	13.2±4.2±1.4	16.2	14.4	0.81±0.27	0.92±0.31
45–50	9.9±4.0±3.7	11.4	9.51	0.87±0.48	1.04±0.57
50–60	5.6±1.0±1.0	6.75	5.36	0.83±0.22	1.04±0.27
60–85	1.87±0.18±0.23	2.29	1.88	0.82±0.13	0.99±0.16
85–100	0.607±0.029±0.054	0.628	0.593	0.97±0.10	1.02±0.10
100–145	0.148±0.006±0.012	0.160	0.161	0.92±0.08	0.92±0.08
145–300	0.0060±0.0003±0.0005	0.0094	0.0088	0.64±0.06	0.68±0.06

Table 3. The triple-differential cross sections $d^3\sigma/(dp_T^\gamma d\eta^\gamma d\eta^{\text{jet}})$ for photons located in forward region with statistical and systematic uncertainties, compared to predictions from JETPHOX and SHERPA. A 2.2% luminosity uncertainty is included in the systematic uncertainty. The final two columns show the ratio of CMS data to JETPHOX (D/J) and SHERPA (D/S), respectively.

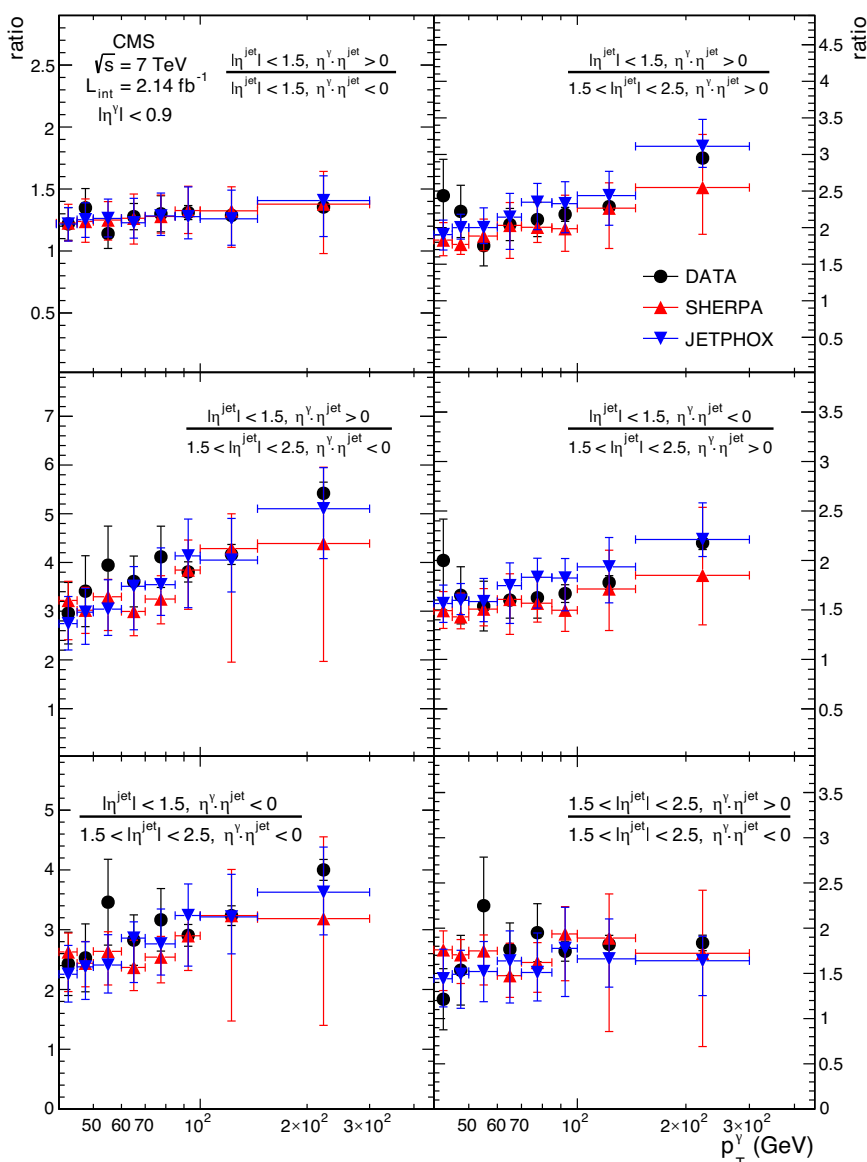


Figure 7. Ratios of the triple-differential cross sections for the various jet orientations with respect to the photon. The error bars on the theoretical predictions correspond to statistical, scale and PDF uncertainties.

of parton momentum fraction. Comparisons of the data to theoretical predictions from SHERPA and JETPHOX are also presented. Although predictions from SHERPA are observed to be lower than those from JETPHOX, the measured cross sections are found to be consistent with both MC predictions within systematic uncertainties over most of the measured kinematic regions. The NLO predictions in QCD and tree-level predictions of SHERPA both fail to describe the data for photons in the highest η and p_T regions within expected variances of either theoretical scale or parton distribution functions.

We congratulate our colleagues in the CERN accelerator departments for the excellent

performance of the LHC and thank the technical and administrative staffs at CERN and at other CMS institutes for their contributions to the success of the CMS effort. In addition, we gratefully acknowledge the computing centers and personnel of the Worldwide LHC Computing Grid for delivering so effectively the computing infrastructure essential to our analyses. Finally, we acknowledge the enduring support for the construction and operation of the LHC and the CMS detector provided by the following funding agencies: BMWF and FWF (Austria); FNRS and FWO (Belgium); CNPq, CAPES, FAPERJ, and FAPESP (Brazil); MEYS (Bulgaria); CERN; CAS, MoST, and NSFC (China); COLCIENCIAS (Colombia); MSES (Croatia); RPF (Cyprus); MoER, SF0690030s09 and ERDF (Estonia); Academy of Finland, MEC, and HIP (Finland); CEA and CNRS/IN2P3 (France); BMBF, DFG, and HGF (Germany); GSRT (Greece); OTKA and NKTH (Hungary); DAE and DST (India); IPM (Iran); SFI (Ireland); INFN (Italy); NRF and WCU (Republic of Korea); LAS (Lithuania); CINVESTAV, CONACYT, SEP, and UASLP-FAI (Mexico); MSI (New Zealand); PAEC (Pakistan); MSHE and NSC (Poland); FCT (Portugal); JINR (Armenia, Belarus, Georgia, Ukraine, Uzbekistan); MON, RosAtom, RAS and RFBR (Russia); MSTD (Serbia); SEIDI and CPAN (Spain); Swiss Funding Agencies (Switzerland); NSC (Taipei); ThEPCenter, IPST and NSTDA (Thailand); TUBITAK and TAEK (Turkey); NASU (Ukraine); STFC (United Kingdom); DOE and NSF (U.S.A.).

Open Access. This article is distributed under the terms of the Creative Commons Attribution License ([CC-BY 4.0](https://creativecommons.org/licenses/by/4.0/)), which permits any use, distribution and reproduction in any medium, provided the original author(s) and source are credited.

References

- [1] P. Aurenche and J. Lindfors, *Direct photon production beyond leading order in QCD*, *Nucl. Phys. B* **168** (1980) 296 [[INSPIRE](#)].
- [2] P. Aurenche, A. Douiri, R. Baier, M. Fontannaz and D. Schiff, *Prompt photon production at large p_T in QCD beyond the leading order*, *Phys. Lett. B* **140** (1984) 87 [[INSPIRE](#)].
- [3] J.F. Owens, *Large momentum transfer production of direct photons, jets and particles*, *Rev. Mod. Phys.* **59** (1987) 465 [[INSPIRE](#)].
- [4] P. Aurenche, R. Baier, M. Fontannaz, J.F. Owens and M. Werlen, *The gluon contents of the nucleon probed with real and virtual photons*, *Phys. Rev. D* **39** (1989) 3275 [[INSPIRE](#)].
- [5] W. Vogelsang and A. Vogt, *Constraints on the proton's gluon distribution from prompt photon production*, *Nucl. Phys. B* **453** (1995) 334 [[hep-ph/9505404](#)] [[INSPIRE](#)].
- [6] D. d'Enterria and J. Rojo, *Quantitative constraints on the gluon distribution function in the proton from collider isolated-photon data*, *Nucl. Phys. B* **860** (2012) 311 [[arXiv:1202.1762](#)] [[INSPIRE](#)].
- [7] L. Carminati et al., *Sensitivity of the LHC isolated- γ +jet data to the parton distribution functions of the proton*, *EPL* **101** (2013) 61002 [[arXiv:1212.5511](#)] [[INSPIRE](#)].
- [8] CMS collaboration, *Observation of a new boson at a mass of 125 GeV with the CMS experiment at the LHC*, *Phys. Lett. B* **716** (2012) 30 [[arXiv:1207.7235](#)] [[INSPIRE](#)].

- [9] CMS collaboration, *Search for dark matter and large extra dimensions in pp collisions yielding a photon and missing transverse energy*, *Phys. Rev. Lett.* **108** (2012) 261803 [[arXiv:1204.0821](#)] [[INSPIRE](#)].
- [10] S. Bhattacharya, S.S. Chauhan, B.C. Choudhary and D. Choudhury, *Quark excitations through the prism of direct photon plus jet at the LHC*, *Phys. Rev. D* **80** (2009) 015014 [[arXiv:0901.3927](#)] [[INSPIRE](#)].
- [11] CMS collaboration, *Determination of jet energy calibration and transverse momentum resolution in CMS*, *2011 JINST* **6** P11002 [[arXiv:1107.4277](#)] [[INSPIRE](#)].
- [12] CMS collaboration, *Missing transverse energy performance of the CMS detector*, *2011 JINST* **6** P09001 [[arXiv:1106.5048](#)] [[INSPIRE](#)].
- [13] M. Gluck, L.E. Gordon, E. Reya and W. Vogelsang, *High p_T photon production at $p\bar{p}$ collider*, *Phys. Rev. Lett.* **73** (1994) 388 [[INSPIRE](#)].
- [14] CDF collaboration, F. Abe et al., *Properties of photon plus two-jet events in $p\bar{p}$ collisions at $\sqrt{s} = 1.8$ TeV*, *Phys. Rev. D* **57** (1998) 67 [[INSPIRE](#)].
- [15] AXIAL FIELD SPECTROMETER collaboration, T. Akesson et al., *Direct photon plus away-side jet production in pp collisions at $\sqrt{s} = 63$ GeV and a determination of the gluon distribution*, *Z. Phys. C* **34** (1987) 293 [[INSPIRE](#)].
- [16] UA2 collaboration, J. Alitti et al., *Measurement of the gluon structure function from direct photon data at the CERN $p\bar{p}$ collider*, *Phys. Lett. B* **299** (1993) 174 [[INSPIRE](#)].
- [17] H1 collaboration, A. Aktas et al., *Measurement of prompt photon cross sections in photoproduction at HERA*, *Eur. Phys. J. C* **38** (2005) 437 [[hep-ex/0407018](#)] [[INSPIRE](#)].
- [18] H1 collaboration, F.D. Aaron et al., *Measurement of isolated photon production in deep-inelastic scattering at HERA*, *Eur. Phys. J. C* **54** (2008) 371 [[arXiv:0711.4578](#)] [[INSPIRE](#)].
- [19] ZEUS collaboration, S. Chekanov et al., *Observation of isolated high E_T photons in deep inelastic scattering*, *Phys. Lett. B* **595** (2004) 86 [[hep-ex/0402019](#)] [[INSPIRE](#)].
- [20] ZEUS collaboration, S. Chekanov et al., *Measurement of prompt photons with associated jets in photoproduction at HERA*, *Eur. Phys. J. C* **49** (2007) 511 [[hep-ex/0608028](#)] [[INSPIRE](#)].
- [21] D0 collaboration, V.M. Abazov et al., *Measurement of the differential cross-section for the production of an isolated photon with associated jet in $p\bar{p}$ collisions at $\sqrt{s} = 1.96$ TeV*, *Phys. Lett. B* **666** (2008) 435 [[arXiv:0804.1107](#)] [[INSPIRE](#)].
- [22] ATLAS collaboration, *Measurement of the production cross section of an isolated photon associated with jets in proton-proton collisions at $\sqrt{s} = 7$ TeV with the ATLAS detector*, *Phys. Rev. D* **85** (2012) 092014 [[arXiv:1203.3161](#)] [[INSPIRE](#)].
- [23] ATLAS collaboration, *Dynamics of isolated-photon plus jet production in pp collisions at $\sqrt{s} = 7$ TeV with the ATLAS detector*, *Nucl. Phys. B* **875** (2013) 483 [[arXiv:1307.6795](#)] [[INSPIRE](#)].
- [24] D0 collaboration, V.M. Abazov et al., *Measurement of the differential cross section of photon plus jet production in $p\bar{p}$ collisions at $\sqrt{s} = 1.96$ TeV*, *Phys. Rev. D* **88** (2013) 072008 [[arXiv:1308.2708](#)] [[INSPIRE](#)].
- [25] CMS collaboration, *The CMS experiment at the CERN LHC*, *2008 JINST* **3** S08004.

- [26] CMS Collaboration, *Isolated Photon Reconstruction and Identification at $\sqrt{s} = 7$ TeV*, [CMS-PAS-EGM-10-006](#) (2010).
- [27] CMS collaboration, *Measurement of the isolated prompt photon production cross section in pp collisions at $\sqrt{s} = 7$ TeV*, *Phys. Rev. Lett.* **106** (2011) 082001 [[arXiv:1012.0799](#)] [[INSPIRE](#)].
- [28] M. Cacciari, G.P. Salam and G. Soyez, *The anti- k_t jet clustering algorithm*, *JHEP* **04** (2008) 063 [[arXiv:0802.1189](#)] [[INSPIRE](#)].
- [29] CMS Collaboration, *Particle-flow event reconstruction in CMS and performance for jets, taus and MET*, [CMS-PAS-PFT-09-001](#) (2009).
- [30] CMS Collaboration, *Measurement of the inclusive jet cross section in pp collisions at 7 TeV*, [CMS-PAS-QCD-10-011](#) (2010).
- [31] CMS Collaboration, *ECAL 2010 performance results*, [CMS-DP-2011-008](#) (2011).
- [32] T. Sjöstrand, S. Mrenna and P.Z. Skands, *PYTHIA 6.4 physics and manual*, *JHEP* **05** (2006) 026 [[hep-ph/0603175](#)] [[INSPIRE](#)].
- [33] ARGUS collaboration, H. Albrecht et al., *Search for hadronic $b \rightarrow u$ decays*, *Phys. Lett. B* **241** (1990) 278 [[INSPIRE](#)].
- [34] CMS collaboration, *Measuring electron efficiencies at CMS with early data*, [CMS-NOTE-EGM-07-001](#) (2007).
- [35] G. D'Agostini, *A multidimensional unfolding method based on Bayes' theorem*, *Nucl. Instrum. Meth. A* **362** (1995) 487 [[INSPIRE](#)].
- [36] T. Gleisberg et al., *Event generation with SHERPA 1.1*, *JHEP* **02** (2009) 007 [[arXiv:0811.4622](#)] [[INSPIRE](#)].
- [37] S. Catani, M. Fontannaz, J.P. Guillet and E. Pilon, *Cross-section of isolated prompt photons in hadron hadron collisions*, *JHEP* **05** (2002) 028 [[hep-ph/0204023](#)] [[INSPIRE](#)].
- [38] S. Höche, F. Krauss, S. Schumann and F. Siegert, *QCD matrix elements and truncated showers*, *JHEP* **05** (2009) 053 [[arXiv:0903.1219](#)] [[INSPIRE](#)].
- [39] S. Höche, S. Schumann and F. Siegert, *Hard photon production and matrix-element parton-shower merging*, *Phys. Rev. D* **81** (2010) 034026 [[arXiv:0912.3501](#)] [[INSPIRE](#)].
- [40] J. Pumplin et al., *New generation of parton distributions with uncertainties from global QCD analysis*, *JHEP* **07** (2002) 012 [[hep-ph/0201195](#)] [[INSPIRE](#)].
- [41] L. Bourhis, M. Fontannaz and J.P. Guillet, *Quarks and gluon fragmentation functions into photons*, *Eur. Phys. J. C* **2** (1998) 529 [[hep-ph/9704447](#)] [[INSPIRE](#)].
- [42] H.-L. Lai et al., *New parton distributions for collider physics*, *Phys. Rev. D* **82** (2010) 074024 [[arXiv:1007.2241](#)] [[INSPIRE](#)].
- [43] D. Bourilkov, R.C. Group and M.R. Whalley, *LHAPDF: PDF use from the Tevatron to the LHC*, [hep-ph/0605240](#) [[INSPIRE](#)].
- [44] CMS Collaboration, *Absolute calibration of the luminosity measurement at CMS: winter 2012 update*, [CMS-PAS-SMP-12-008](#) (2012).

The CMS collaboration

Yerevan Physics Institute, Yerevan, Armenia

S. Chatrchyan, V. Khachatryan, A.M. Sirunyan, A. Tumasyan

Institut für Hochenergiephysik der OeAW, Wien, Austria

W. Adam, T. Bergauer, M. Dragicevic, J. Erö, C. Fabjan¹, M. Friedl, R. Frühwirth¹, V.M. Ghete, N. Hörmann, J. Hrubec, M. Jeitler¹, W. Kiesenhofer, V. Knünz, M. Krammer¹, I. Krätschmer, D. Liko, I. Mikulec, D. Rabady², B. Rahbaran, C. Rohringer, H. Rohringer, R. Schöffbeck, J. Strauss, A. Taurok, W. Treberer-Treberspurg, W. Waltenberger, C.-E. Wulz¹

National Centre for Particle and High Energy Physics, Minsk, Belarus

V. Mossolov, N. Shumeiko, J. Suarez Gonzalez

Universiteit Antwerpen, Antwerpen, Belgium

S. Alderweireldt, M. Bansal, S. Bansal, T. Cornelis, E.A. De Wolf, X. Janssen, A. Knutsson, S. Luyckx, L. Mucibello, S. Ochesanu, B. Roland, R. Rougny, Z. Staykova, H. Van Haevermaet, P. Van Mechelen, N. Van Remortel, A. Van Spilbeeck

Vrije Universiteit Brussel, Brussel, Belgium

F. Blekman, S. Blyweert, J. D'Hondt, A. Kalogeropoulos, J. Keaveney, M. Maes, A. Olbrechts, S. Tavernier, W. Van Doninck, P. Van Mulders, G.P. Van Onsem, I. Vilella

Université Libre de Bruxelles, Bruxelles, Belgium

C. Caillol, B. Clerboux, G. De Lentdecker, L. Favart, A.P.R. Gay, T. Hreus, A. Léonard, P.E. Marage, A. Mohammadi, L. Perniè, T. Reis, T. Seva, L. Thomas, C. Vander Velde, P. Vanlaer, J. Wang

Ghent University, Ghent, Belgium

V. Adler, K. Beernaert, L. Benucci, A. Cimmino, S. Costantini, S. Dildick, G. Garcia, B. Klein, J. Lellouch, A. Marinov, J. McCartin, A.A. Ocampo Rios, D. Ryckbosch, M. Sigamani, N. Strobbe, F. Thyssen, M. Tytgat, S. Walsh, E. Yazgan, N. Zaganidis

Université Catholique de Louvain, Louvain-la-Neuve, Belgium

S. Basesmez, C. Beluffi³, G. Bruno, R. Castello, A. Caudron, L. Ceard, G.G. Da Silva, C. Delaere, T. du Pree, D. Favart, L. Forthomme, A. Giammanco⁴, J. Hollar, P. Jez, V. Lemaitre, J. Liao, O. Militaru, C. Nuttens, D. Pagano, A. Pin, K. Piotrkowski, A. Popov⁵, M. Selvaggi, J.M. Vizán Garcia

Université de Mons, Mons, Belgium

N. Belyi, T. Caebergs, E. Daubie, G.H. Hammad

Centro Brasileiro de Pesquisas Físicas, Rio de Janeiro, Brazil

G.A. Alves, M. Correa Martins Junior, T. Martins, M.E. Pol, M.H.G. Souza

Universidade do Estado do Rio de Janeiro, Rio de Janeiro, Brazil

W.L. Aldá Júnior, W. Carvalho, J. Chinellato⁶, A. Custódio, E.M. Da Costa, D. De Jesus Damiao, C. De Oliveira Martins, S. Fonseca De Souza, H. Malbouisson, M. Malek, D. Matos

Figueiredo, L. Mundim, H. Nogima, W.L. Prado Da Silva, A. Santoro, A. Sznajder, E.J. Tonelli Manganote⁶, A. Vilela Pereira

Universidade Estadual Paulista ^a, Universidade Federal do ABC ^b, São Paulo, Brazil

C.A. Bernardes^b, F.A. Dias^{a,7}, T.R. Fernandez Perez Tomei^a, E.M. Gregores^b, C. Lagana^a, P.G. Mercadante^b, S.F. Novaes^a, Sandra S. Padula^a

Institute for Nuclear Research and Nuclear Energy, Sofia, Bulgaria

V. Genchev², P. Iaydjiev², S. Piperov, M. Rodozov, S. Stoykova, G. Sultanov, V. Tcholakov, M. Vutova

University of Sofia, Sofia, Bulgaria

A. Dimitrov, R. Hadjiiska, V. Kozhuharov, L. Litov, B. Pavlov, P. Petkov

Institute of High Energy Physics, Beijing, China

J.G. Bian, G.M. Chen, H.S. Chen, C.H. Jiang, D. Liang, S. Liang, X. Meng, J. Tao, J. Wang, X. Wang, Z. Wang, H. Xiao, M. Xu

State Key Laboratory of Nuclear Physics and Technology, Peking University, Beijing, China

C. Asawatangtrakuldee, Y. Ban, Y. Guo, Q. Li, W. Li, S. Liu, Y. Mao, S.J. Qian, D. Wang, L. Zhang, W. Zou

Universidad de Los Andes, Bogota, Colombia

C. Avila, C.A. Carrillo Montoya, L.F. Chaparro Sierra, J.P. Gomez, B. Gomez Moreno, J.C. Sanabria

Technical University of Split, Split, Croatia

N. Godinovic, D. Lelas, R. Plestina⁸, D. Polic, I. Puljak

University of Split, Split, Croatia

Z. Antunovic, M. Kovac

Institute Rudjer Boskovic, Zagreb, Croatia

V. Brigljevic, S. Duric, K. Kadija, J. Luetic, D. Mekterovic, S. Morovic, L. Tikvica

University of Cyprus, Nicosia, Cyprus

A. Attikis, G. Mavromanolakis, J. Mousa, C. Nicolaou, F. Ptochos, P.A. Razis

Charles University, Prague, Czech Republic

M. Finger, M. Finger Jr.

Academy of Scientific Research and Technology of the Arab Republic of Egypt, Egyptian Network of High Energy Physics, Cairo, Egypt

A.A. Abdelalim⁹, Y. Assran¹⁰, S. Elgammal⁹, A. Ellithi Kamel¹¹, M.A. Mahmoud¹², A. Radi^{13,14}

National Institute of Chemical Physics and Biophysics, Tallinn, Estonia

M. Kadastik, M. Müntel, M. Murumaa, M. Raidal, L. Rebane, A. Tiko

Department of Physics, University of Helsinki, Helsinki, Finland

P. Eerola, G. Fedi, M. Voutilainen

Helsinki Institute of Physics, Helsinki, Finland

J. Härkönen, V. Karimäki, R. Kinnunen, M.J. Kortelainen, T. Lampén, K. Lassila-Perini, S. Lehti, T. Lindén, P. Luukka, T. Mäenpää, T. Peltola, E. Tuominen, J. Tuominiemi, E. Tuovinen, L. Wendland

Lappeenranta University of Technology, Lappeenranta, Finland

T. Tuuva

DSM/IRFU, CEA/Saclay, Gif-sur-Yvette, France

M. Besancon, F. Couderc, M. Dejardin, D. Denegri, B. Fabbro, J.L. Faure, F. Ferri, S. Ganjour, A. Givernaud, P. Gras, G. Hamel de Monchenault, P. Jarry, E. Locci, J. Malcles, L. Millischer, A. Nayak, J. Rander, A. Rosowsky, M. Titov

Laboratoire Leprince-Ringuet, Ecole Polytechnique, IN2P3-CNRS, Palaiseau, FranceS. Baffioni, F. Beaudette, L. Benhabib, M. Bluj¹⁵, P. Busson, C. Charlot, N. Daci, T. Dahms, M. Dalchenko, L. Dobrzynski, A. Florent, R. Granier de Cassagnac, M. Hagnauer, P. Miné, C. Mironov, I.N. Naranjo, M. Nguyen, C. Ochando, P. Paganini, D. Sabes, R. Salerno, Y. Sirois, C. Veelken, A. Zabi**Institut Pluridisciplinaire Hubert Curien, Université de Strasbourg, Université de Haute Alsace Mulhouse, CNRS/IN2P3, Strasbourg, France**J.-L. Agram¹⁶, J. Andrea, D. Bloch, J.-M. Brom, E.C. Chabert, C. Collard, E. Conte¹⁶, F. Drouhin¹⁶, J.-C. Fontaine¹⁶, D. Gelé, U. Goerlach, C. Goetzmann, P. Juillot, A.-C. Le Bihan, P. Van Hove**Centre de Calcul de l'Institut National de Physique Nucleaire et de Physique des Particules, CNRS/IN2P3, Villeurbanne, France**

S. Gadrat

Université de Lyon, Université Claude Bernard Lyon 1, CNRS-IN2P3, Institut de Physique Nucléaire de Lyon, Villeurbanne, France

S. Beauceron, N. Beaupere, G. Boudoul, S. Brochet, J. Chasserat, R. Chierici, D. Contardo, P. Depasse, H. El Mamouni, J. Fay, S. Gascon, M. Gouzevitch, B. Ille, T. Kurca, M. Lethuillier, L. Mirabito, S. Perries, L. Sgandurra, V. Sordini, M. Vander Donckt, P. Verdier, S. Viret

Institute of High Energy Physics and Informatization, Tbilisi State University, Tbilisi, GeorgiaZ. Tsamalaidze¹⁷**RWTH Aachen University, I. Physikalisches Institut, Aachen, Germany**C. Autermann, S. Beranek, B. Calpas, M. Edelhoff, L. Feld, N. Heracleous, O. Hindrichs, K. Klein, A. Ostapchuk, A. Perieanu, F. Raupach, J. Sammet, S. Schael, D. Sprenger, H. Weber, B. Wittmer, V. Zhukov⁵

RWTH Aachen University, III. Physikalisches Institut A, Aachen, Germany

M. Ata, J. Caudron, E. Dietz-Laursonn, D. Duchardt, M. Erdmann, R. Fischer, A. Güth, T. Hebbeker, C. Heidemann, K. Hoepfner, D. Klingebiel, S. Knutzen, P. Kreuzer, M. Merschmeyer, A. Meyer, M. Olschewski, K. Padeken, P. Papacz, H. Pieta, H. Reithler, S.A. Schmitz, L. Sonnenschein, J. Steggemann, D. Teyssier, S. Thüer, M. Weber

RWTH Aachen University, III. Physikalisches Institut B, Aachen, Germany

V. Cherepanov, Y. Erdogan, G. Flügge, H. Geenen, M. Geisler, W. Haj Ahmad, F. Hoehle, B. Kargoll, T. Kress, Y. Kuessel, J. Lingemann², A. Nowack, I.M. Nugent, L. Perchalla, O. Pooth, A. Stahl

Deutsches Elektronen-Synchrotron, Hamburg, Germany

M. Aldaya Martin, I. Asin, N. Bartosik, J. Behr, W. Behrenhoff, U. Behrens, A.J. Bell, M. Bergholz¹⁸, A. Bethani, K. Borras, A. Burgmeier, A. Cakir, L. Calligaris, A. Campbell, S. Choudhury, F. Costanza, C. Diez Pardos, S. Dooling, T. Dorland, G. Eckerlin, D. Eckstein, G. Flucke, A. Geiser, I. Glushkov, A. Grebenyuk, P. Gunnellini, S. Habib, J. Hauk, G. Hellwig, D. Horton, H. Jung, M. Kasemann, P. Katsas, C. Kleinwort, H. Kluge, M. Krämer, D. Krücker, E. Kuznetsova, W. Lange, J. Leonard, K. Lipka, W. Lohmann¹⁸, B. Lutz, R. Mankel, I. Marfin, I.-A. Melzer-Pellmann, A.B. Meyer, J. Mnich, A. Mussgiller, S. Naumann-Emme, O. Novgorodova, F. Nowak, J. Olzem, H. Perrey, A. Petrukhin, D. Pitzl, R. Placakyte, A. Raspereza, P.M. Ribeiro Cipriano, C. Riedl, E. Ron, M.Ö. Sahin, J. Salfeld-Nebgen, R. Schmidt¹⁸, T. Schoerner-Sadenius, N. Sen, M. Stein, R. Walsh, C. Wissing

University of Hamburg, Hamburg, Germany

V. Blobel, H. Enderle, J. Erfle, E. Garutti, U. Gebbert, M. Görner, M. Gosselink, J. Haller, K. Heine, R.S. Höing, G. Kaussen, H. Kirschenmann, R. Klanner, R. Kogler, J. Lange, I. Marchesini, T. Peiffer, N. Pietsch, D. Rathjens, C. Sander, H. Schettler, P. Schleper, E. Schlieckau, A. Schmidt, M. Schröder, T. Schum, M. Seidel, J. Sibille¹⁹, V. Sola, H. Stadie, G. Steinbrück, J. Thomsen, D. Troendle, E. Usai, L. Vanelderen

Institut für Experimentelle Kernphysik, Karlsruhe, Germany

C. Barth, C. Baus, J. Berger, C. Böser, E. Butz, T. Chwalek, W. De Boer, A. Descroix, A. Dierlamm, M. Feindt, M. Guthoff², F. Hartmann², T. Hauth², H. Held, K.H. Hoffmann, U. Husemann, I. Katkov⁵, J.R. Komaragiri, A. Kornmayer², P. Lobelle Pardo, D. Martschei, Th. Müller, M. Niegel, A. Nürnberg, O. Oberst, J. Ott, G. Quast, K. Rabbertz, F. Ratnikov, S. Röcker, F.-P. Schilling, G. Schott, H.J. Simonis, F.M. Stober, R. Ulrich, J. Wagner-Kuhr, S. Wayand, T. Weiler, M. Zeise

Institute of Nuclear and Particle Physics (INPP), NCSR Demokritos, Aghia Paraskevi, Greece

G. Anagnostou, G. Daskalakis, T. Gerasis, S. Kesisoglou, A. Kyriakis, D. Loukas, A. Markou, C. Markou, E. Ntomari, I. Topsisiotis

University of Athens, Athens, Greece

L. Gouskos, A. Panagiotou, N. Saoulidou, E. Stiliaris

University of Ioánnina, Ioánnina, Greece

X. Aslanoglou, I. Evangelou, G. Flouris, C. Foudas, P. Kokkas, N. Manthos, I. Papadopoulos, E. Paradas

Wigner Research Centre for Physics, Budapest, Hungary

G. Bencze, C. Hajdu, P. Hidas, D. Horvath²⁰, F. Sikler, V. Veszpremi, G. Vesztergombi²¹, A.J. Zsigmond

Institute of Nuclear Research ATOMKI, Debrecen, Hungary

N. Beni, S. Czellar, J. Molnar, J. Palinkas, Z. Szillasi

University of Debrecen, Debrecen, Hungary

J. Karancsi, P. Raics, Z.L. Trocsanyi, B. Ujvari

National Institute of Science Education and Research, Bhubaneswar, India

S.K. Swain²²

Panjab University, Chandigarh, India

S.B. Beri, V. Bhatnagar, N. Dhingra, R. Gupta, M. Kaur, M.Z. Mehta, M. Mittal, N. Nishu, L.K. Saini, A. Sharma, J.B. Singh

University of Delhi, Delhi, India

Ashok Kumar, Arun Kumar, S. Ahuja, A. Bhardwaj, B.C. Choudhary, S. Malhotra, M. Naimuddin, K. Ranjan, P. Saxena, V. Sharma, R.K. Shivpuri

Saha Institute of Nuclear Physics, Kolkata, India

S. Banerjee, S. Bhattacharya, K. Chatterjee, S. Dutta, B. Gomber, Sa. Jain, Sh. Jain, R. Khurana, A. Modak, S. Mukherjee, D. Roy, S. Sarkar, M. Sharan, A.P. Singh

Bhabha Atomic Research Centre, Mumbai, India

A. Abdulsalam, D. Dutta, S. Kailas, V. Kumar, A.K. Mohanty², L.M. Pant, P. Shukla, A. Topkar

Tata Institute of Fundamental Research - EHEP, Mumbai, India

T. Aziz, R.M. Chatterjee, S. Ganguly, S. Ghosh, M. Guchait²³, A. Gurtu²⁴, G. Kole, S. Kumar, M. Maity²⁵, G. Majumder, K. Mazumdar, G.B. Mohanty, B. Parida, K. Sudhakar, N. Wickramage²⁶

Tata Institute of Fundamental Research - HECR, Mumbai, India

S. Banerjee, S. Dugad

Institute for Research in Fundamental Sciences (IPM), Tehran, Iran

H. Arfaei, H. Bakhshiansohi, S.M. Etesami²⁷, A. Fahim²⁸, A. Jafari, M. Khakzad, M. Mohammadi Najafabadi, S. Paktinat Mehdiabadi, B. Safarzadeh²⁹, M. Zeinali

University College Dublin, Dublin, Ireland

M. Grunewald

INFN Sezione di Bari ^a, Università di Bari ^b, Politecnico di Bari ^c, Bari, Italy

M. Abbrescia^{a,b}, L. Barbone^{a,b}, C. Calabria^{a,b}, S.S. Chhibra^{a,b}, A. Colaleo^a, D. Creanza^{a,c}, N. De Filippis^{a,c}, M. De Palma^{a,b}, L. Fiore^a, G. Iaselli^{a,c}, G. Maggi^{a,c}, M. Maggi^a, B. Marangelli^{a,b}, S. My^{a,c}, S. Nuzzo^{a,b}, N. Pacifico^a, A. Pompili^{a,b}, G. Pugliese^{a,c}, G. Selvaggi^{a,b}, L. Silvestris^a, G. Singh^{a,b}, R. Venditti^{a,b}, P. Verwilligen^a, G. Zito^a

INFN Sezione di Bologna ^a, Università di Bologna ^b, Bologna, Italy

G. Abbiendi^a, A.C. Benvenuti^a, D. Bonacorsi^{a,b}, S. Braibant-Giacomelli^{a,b}, L. Brigliadori^{a,b}, R. Campanini^{a,b}, P. Capiluppi^{a,b}, A. Castro^{a,b}, F.R. Cavallo^a, G. Codispoti^{a,b}, M. Cuffiani^{a,b}, G.M. Dallavalle^a, F. Fabbri^a, A. Fanfani^{a,b}, D. Fasanella^{a,b}, P. Giacomelli^a, C. Grandi^a, L. Guiducci^{a,b}, S. Marcellini^a, G. Masetti^a, M. Meneghelli^{a,b}, A. Montanari^a, F.L. Navarria^{a,b}, F. Odorici^a, A. Perrotta^a, F. Primavera^{a,b}, A.M. Rossi^{a,b}, T. Rovelli^{a,b}, G.P. Siroli^{a,b}, N. Tosi^{a,b}, R. Travaglini^{a,b}

INFN Sezione di Catania ^a, Università di Catania ^b, Catania, Italy

S. Albergo^{a,b}, G. Cappello^{a,b}, M. Chiorboli^{a,b}, S. Costa^{a,b}, F. Giordano^{a,2}, R. Potenza^{a,b}, A. Tricomi^{a,b}, C. Tuve^{a,b}

INFN Sezione di Firenze ^a, Università di Firenze ^b, Firenze, Italy

G. Barbagli^a, V. Ciulli^{a,b}, C. Civinini^a, R. D'Alessandro^{a,b}, E. Focardi^{a,b}, S. Frosali^{a,b}, E. Gallo^a, S. Gonzi^{a,b}, V. Gori^{a,b}, P. Lenzi^{a,b}, M. Meschini^a, S. Paoletti^a, G. Sguazzoni^a, A. Tropiano^{a,b}

INFN Laboratori Nazionali di Frascati, Frascati, Italy

L. Benussi, S. Bianco, F. Fabbri, D. Piccolo

INFN Sezione di Genova ^a, Università di Genova ^b, Genova, Italy

P. Fabbricatore^a, R. Musenich^a, S. Tosi^{a,b}

INFN Sezione di Milano-Bicocca ^a, Università di Milano-Bicocca ^b, Milano, Italy

A. Benaglia^a, F. De Guio^{a,b}, M.E. Dinardo, S. Fiorendi^{a,b}, S. Gennai^a, A. Ghezzi^{a,b}, P. Govoni^{a,b}, M.T. Lucchini^{a,b,2}, S. Malvezzi^a, R.A. Manzoni^{a,b,2}, A. Martelli^{a,b,2}, D. Menasce^a, L. Moroni^a, M. Paganoni^{a,b}, D. Pedrini^a, S. Ragazzi^{a,b}, N. Redaelli^a, T. Tabarelli de Fatis^{a,b}

INFN Sezione di Napoli ^a, Università di Napoli 'Federico II' ^b, Università della Basilicata (Potenza) ^c, Università G. Marconi (Roma) ^d, Napoli, Italy

S. Buontempo^a, N. Cavallo^{a,c}, A. De Cosa^{a,b}, F. Fabozzi^{a,c}, A.O.M. Iorio^{a,b}, L. Lista^a, S. Meola^{a,d,2}, M. Merola^a, P. Paolucci^{a,2}

INFN Sezione di Padova ^a, Università di Padova ^b, Università di Trento (Trento) ^c, Padova, Italy

P. Azzi^a, N. Bacchetta^a, M. Biasotto^{a,30}, D. Bisello^{a,b}, A. Branca^{a,b}, R. Carlin^{a,b}, P. Checchia^a, T. Dorigo^a, U. Dosselli^a, M. Galanti^{a,b,2}, F. Gasparini^{a,b}, U. Gasparini^{a,b}, P. Giubilato^{a,b}, F. Gonella^a, A. Gozzelino^a, K. Kanishchev^{a,c}, S. Lacaprara^a, I. Lazzizzera^{a,c}, M. Margoni^{a,b}, A.T. Meneguzzo^{a,b}, F. Montecassiano^a, J. Pazzini^{a,b}

N. Pozzobon^{a,b}, P. Ronchese^{a,b}, F. Simonetto^{a,b}, E. Torassa^a, M. Tosi^{a,b}, S. Vanini^{a,b},
P. Zotto^{a,b}, A. Zucchetta^{a,b}, G. Zumerle^{a,b}

INFN Sezione di Pavia ^a, Università di Pavia ^b, Pavia, Italy

M. Gabusi^{a,b}, S.P. Ratti^{a,b}, C. Riccardi^{a,b}, P. Vitulo^{a,b}

INFN Sezione di Perugia ^a, Università di Perugia ^b, Perugia, Italy

M. Biasini^{a,b}, G.M. Bilei^a, L. Fanò^{a,b}, P. Lariccia^{a,b}, G. Mantovani^{a,b}, M. Menichelli^a,
A. Nappi^{a,b†}, F. Romeo^{a,b}, A. Saha^a, A. Santocchia^{a,b}, A. Spiezia^{a,b}

INFN Sezione di Pisa ^a, Università di Pisa ^b, Scuola Normale Superiore di Pisa ^c, Pisa, Italy

K. Androsov^{a,31}, P. Azzurri^a, G. Bagliesi^a, J. Bernardini^a, T. Boccali^a, G. Broccolo^{a,c},
R. Castaldi^a, M.A. Ciocci^a, R.T. D'Agnolo^{a,c,2}, R. Dell'Orso^a, F. Fiori^{a,c}, L. Foà^{a,c},
A. Giassi^a, M.T. Grippo^{a,31}, A. Kraan^a, F. Ligabue^{a,c}, T. Lomtadze^a, L. Martini^{a,31},
A. Messineo^{a,b}, C.S. Moon^a, F. Palla^a, A. Rizzi^{a,b}, A. Savoy-Navarro^{a,32}, A.T. Serban^a,
P. Spagnolo^a, P. Squillacioti^a, R. Tenchini^a, G. Tonelli^{a,b}, A. Venturi^a, P.G. Verdini^a,
C. Vernieri^{a,c}

INFN Sezione di Roma ^a, Università di Roma ^b, Roma, Italy

L. Barone^{a,b}, F. Cavallari^a, D. Del Re^{a,b}, M. Diemoz^a, M. Grassi^{a,b}, E. Longo^{a,b},
F. Margaroli^{a,b}, P. Meridiani^a, F. Micheli^{a,b}, S. Nourbakhsh^{a,b}, G. Organtini^{a,b},
R. Paramatti^a, S. Rahatlou^{a,b}, C. Rovelli^a, L. Soffi^{a,b}

INFN Sezione di Torino ^a, Università di Torino ^b, Università del Piemonte Orientale (Novara) ^c, Torino, Italy

N. Amapane^{a,b}, R. Arcidiacono^{a,c}, S. Argiro^{a,b}, M. Arneodo^{a,c}, R. Bellan^{a,b}, C. Biino^a,
N. Cartiglia^a, S. Casasso^{a,b}, M. Costa^{a,b}, A. Degano^{a,b}, N. Demaria^a, C. Mariotti^a,
S. Maselli^a, E. Migliore^{a,b}, V. Monaco^{a,b}, M. Musich^a, M.M. Obertino^{a,c}, N. Pastrone^a,
M. Pelliccioni^{a,2}, A. Potenza^{a,b}, A. Romero^{a,b}, M. Ruspa^{a,c}, R. Sacchi^{a,b}, A. Solano^{a,b},
A. Staiano^a, U. Tamponi^a

INFN Sezione di Trieste ^a, Università di Trieste ^b, Trieste, Italy

S. Belforte^a, V. Candelise^{a,b}, M. Casarsa^a, F. Cossutti^{a,2}, G. Della Ricca^{a,b}, B. Gobbo^a,
C. La Licata^{a,b}, M. Marone^{a,b}, D. Montanino^{a,b}, A. Penzo^a, A. Schizzi^{a,b}, A. Zanetti^a

Kangwon National University, Chunchon, Korea

S. Chang, T.Y. Kim, S.K. Nam

Kyungpook National University, Daegu, Korea

D.H. Kim, G.N. Kim, J.E. Kim, D.J. Kong, S. Lee, Y.D. Oh, H. Park, D.C. Son

Chonnam National University, Institute for Universe and Elementary Particles, Kwangju, Korea

J.Y. Kim, Zero J. Kim, S. Song

Korea University, Seoul, Korea

S. Choi, D. Gyun, B. Hong, M. Jo, H. Kim, T.J. Kim, K.S. Lee, S.K. Park, Y. Roh

University of Seoul, Seoul, Korea

M. Choi, J.H. Kim, C. Park, I.C. Park, S. Park, G. Ryu

Sungkyunkwan University, Suwon, Korea

Y. Choi, Y.K. Choi, J. Goh, M.S. Kim, E. Kwon, B. Lee, J. Lee, S. Lee, H. Seo, I. Yu

Vilnius University, Vilnius, Lithuania

I. Grigelionis, A. Juodagalvis

Centro de Investigacion y de Estudios Avanzados del IPN, Mexico City, Mexico

H. Castilla-Valdez, E. De La Cruz-Burelo, I. Heredia-de La Cruz³³, R. Lopez-Fernandez, J. Martínez-Ortega, A. Sanchez-Hernandez, L.M. Villasenor-Cendejas

Universidad Iberoamericana, Mexico City, Mexico

S. Carrillo Moreno, F. Vazquez Valencia

Benemerita Universidad Autonoma de Puebla, Puebla, Mexico

H.A. Salazar Ibarguen

Universidad Autónoma de San Luis Potosí, San Luis Potosí, Mexico

E. Casimiro Linares, A. Morelos Pineda, M.A. Reyes-Santos

University of Auckland, Auckland, New Zealand

D. Krofcheck

University of Canterbury, Christchurch, New Zealand

P.H. Butler, R. Doesburg, S. Reucroft, H. Silverwood

National Centre for Physics, Quaid-I-Azam University, Islamabad, Pakistan

M. Ahmad, M.I. Asghar, J. Butt, H.R. Hoorani, S. Khalid, W.A. Khan, T. Khurshid, S. Qazi, M.A. Shah, M. Shoaib

National Centre for Nuclear Research, Swierk, Poland

H. Bialkowska, B. Boimska, T. Frueboes, M. Górski, M. Kazana, K. Nawrocki, K. Romanowska-Rybinska, M. Szleper, G. Wrochna, P. Zalewski

Institute of Experimental Physics, Faculty of Physics, University of Warsaw, Warsaw, Poland

G. Brona, K. Bunkowski, M. Cwiok, W. Dominik, K. Doroba, A. Kalinowski, M. Konecki, J. Krolikowski, M. Misiura, W. Wolszczak

Laboratório de Instrumentação e Física Experimental de Partículas, Lisboa, Portugal

N. Almeida, P. Bargassa, C. Beirão Da Cruz E Silva, P. Faccioli, P.G. Ferreira Parracho, M. Gallinaro, F. Nguyen, J. Rodrigues Antunes, J. Seixas², J. Varela, P. Vischia

Joint Institute for Nuclear Research, Dubna, Russia

S. Afanasiev, P. Bunin, M. Gavrilenko, I. Golutvin, I. Gorbunov, A. Kamenev, V. Karjavin, V. Konoplyanikov, A. Lanev, A. Malakhov, V. Matveev, P. Moisezenz, V. Palichik, V. Perelygin, S. Shmatov, N. Skatchkov, V. Smirnov, A. Zarubin

Petersburg Nuclear Physics Institute, Gatchina (St. Petersburg), Russia

S. Evstyukhin, V. Golovtsov, Y. Ivanov, V. Kim, P. Levchenko, V. Murzin, V. Oreshkin, I. Smirnov, V. Sulimov, L. Uvarov, S. Vavilov, A. Vorobyev, An. Vorobyev

Institute for Nuclear Research, Moscow, Russia

Yu. Andreev, A. Dermenev, S. Gninenko, N. Golubev, M. Kirsanov, N. Krasnikov, A. Pashenkov, D. Tlisov, A. Toropin

Institute for Theoretical and Experimental Physics, Moscow, Russia

V. Epshteyn, M. Erofeeva, V. Gavrilov, N. Lychkovskaya, V. Popov, G. Safronov, S. Semenov, A. Spiridonov, V. Stolin, E. Vlasov, A. Zhokin

P.N. Lebedev Physical Institute, Moscow, Russia

V. Andreev, M. Azarkin, I. Dremin, M. Kirakosyan, A. Leonidov, G. Mesyats, S.V. Rusakov, A. Vinogradov

Skobeltsyn Institute of Nuclear Physics, Lomonosov Moscow State University, Moscow, Russia

A. Belyaev, E. Boos, M. Dubinin⁷, L. Dudko, A. Ershov, A. Gribushin, V. Klyukhin, O. Kodolova, I. Lokhtin, A. Markina, S. Obraztsov, S. Petrushanko, V. Savrin, A. Snigirev

State Research Center of Russian Federation, Institute for High Energy Physics, Protvino, Russia

I. Azhgirey, I. Bayshev, S. Bitioukov, V. Kachanov, A. Kalinin, D. Konstantinov, V. Krychkin, V. Petrov, R. Ryutin, A. Sobol, L. Tourtchanovitch, S. Troshin, N. Tyurin, A. Uzunian, A. Volkov

University of Belgrade, Faculty of Physics and Vinca Institute of Nuclear Sciences, Belgrade, Serbia

P. Adzic³⁴, M. Djordjevic, M. Ekmedzic, D. Krpic³⁴, J. Milosevic

Centro de Investigaciones Energéticas Medioambientales y Tecnológicas (CIEMAT), Madrid, Spain

M. Aguilar-Benitez, J. Alcaraz Maestre, C. Battilana, E. Calvo, M. Cerrada, M. Chamizo Llatas², N. Colino, B. De La Cruz, A. Delgado Peris, D. Domínguez Vázquez, C. Fernandez Bedoya, J.P. Fernández Ramos, A. Ferrando, J. Flix, M.C. Fouz, P. Garcia-Abia, O. Gonzalez Lopez, S. Goy Lopez, J.M. Hernandez, M.I. Josa, G. Merino, E. Navarro De Martino, J. Puerta Pelayo, A. Quintario Olmeda, I. Redondo, L. Romero, J. Santaolalla, M.S. Soares, C. Willmott

Universidad Autónoma de Madrid, Madrid, Spain

C. Albajar, J.F. de Trocóniz

Universidad de Oviedo, Oviedo, Spain

H. Brun, J. Cuevas, J. Fernandez Menendez, S. Folgueras, I. Gonzalez Caballero, L. Lloret Iglesias, J. Piedra Gomez

Instituto de Física de Cantabria (IFCA), CSIC-Universidad de Cantabria, Santander, Spain

J.A. Brochero Cifuentes, I.J. Cabrillo, A. Calderon, S.H. Chuang, J. Duarte Campderros, M. Fernandez, G. Gomez, J. Gonzalez Sanchez, A. Graziano, C. Jorda, A. Lopez Virto, J. Marco, R. Marco, C. Martinez Rivero, F. Matorras, F.J. Munoz Sanchez, T. Rodrigo, A.Y. Rodríguez-Marrero, A. Ruiz-Jimeno, L. Scodellaro, I. Vila, R. Vilar Cortabitarte

CERN, European Organization for Nuclear Research, Geneva, Switzerland

D. Abbaneo, E. Auffray, G. Auzinger, M. Bachtis, P. Baillon, A.H. Ball, D. Barney, J. Bendavid, J.F. Benitez, C. Bernet⁸, G. Bianchi, P. Bloch, A. Bocci, A. Bonato, O. Bondu, C. Botta, H. Breuker, T. Camporesi, G. Cerminara, T. Christiansen, J.A. Coarasa Perez, S. Colafranceschi³⁵, D. d'Enterria, A. Dabrowski, A. David, A. De Roeck, S. De Visscher, S. Di Guida, M. Dobson, N. Dupont-Sagorin, A. Elliott-Peisert, J. Eugster, W. Funk, G. Georgiou, M. Giffels, D. Gigi, K. Gill, D. Giordano, M. Girone, M. Giunta, F. Glege, R. Gomez-Reino Garrido, S. Gowdy, R. Guida, J. Hammer, M. Hansen, P. Harris, C. Hartl, A. Hinzmann, V. Innocente, P. Janot, E. Karavakis, K. Kousouris, K. Krajczar, P. Lecoq, Y.-J. Lee, C. Lourenço, N. Magini, M. Malberti, L. Malgeri, M. Mannelli, L. Masetti, F. Meijers, S. Mersi, E. Meschi, R. Moser, M. Mulders, P. Musella, E. Nesvold, L. Orsini, E. Palencia Cortezon, E. Perez, L. Perrozzi, A. Petrilli, A. Pfeiffer, M. Pierini, M. Pimiä, D. Piparo, M. Plagge, L. Quertenmont, A. Racz, W. Reece, G. Rolandi³⁶, M. Rovere, H. Sakulin, F. Santanastasio, C. Schäfer, C. Schwick, I. Segoni, S. Sekmen, A. Sharma, P. Siegrist, P. Silva, M. Simon, P. Sphicas³⁷, D. Spiga, M. Stoye, A. Tsirou, G.I. Veres²¹, J.R. Vlimant, H.K. Wöhri, S.D. Worm³⁸, W.D. Zeuner

Paul Scherrer Institut, Villigen, Switzerland

W. Bertl, K. Deiters, W. Erdmann, K. Gabathuler, R. Horisberger, Q. Ingram, H.C. Kaestli, S. König, D. Kotlinski, U. Langenegger, D. Renker, T. Rohe

Institute for Particle Physics, ETH Zurich, Zurich, Switzerland

F. Bachmair, L. Bäni, L. Bianchini, P. Bortignon, M.A. Buchmann, B. Casal, N. Chanon, A. Deisher, G. Dissertori, M. Dittmar, M. Donegà, M. Dünser, P. Eller, K. Freudenreich, C. Grab, D. Hits, P. Lecomte, W. Lustermann, B. Mangano, A.C. Marini, P. Martinez Ruiz del Arbol, D. Meister, N. Mohr, F. Moortgat, C. Nägeli³⁹, P. Nef, F. Nessi-Tedaldi, F. Pandolfi, L. Pape, F. Pauss, M. Peruzzi, F.J. Ronga, M. Rossini, L. Sala, A.K. Sanchez, A. Starodumov⁴⁰, B. Stieger, M. Takahashi, L. Tauscher[†], A. Thea, K. Theofilatos, D. Treille, C. Urscheler, R. Wallny, H.A. Weber

Universität Zürich, Zurich, Switzerland

C. Amsler⁴¹, V. Chiochia, C. Favaro, M. Ivova Rikova, B. Kilminster, B. Millan Mejias, P. Otiougova, P. Robmann, H. Snoek, S. Taroni, S. Tupputi, M. Verzetti, Y. Yang

National Central University, Chung-Li, Taiwan

M. Cardaci, K.H. Chen, C. Ferro, C.M. Kuo, S.W. Li, W. Lin, Y.J. Lu, R. Volpe, S.S. Yu

National Taiwan University (NTU), Taipei, Taiwan

P. Bartalini, P. Chang, Y.H. Chang, Y.W. Chang, Y. Chao, K.F. Chen, C. Dietz, U. Grundler, W.-S. Hou, Y. Hsiung, K.Y. Kao, Y.J. Lei, R.-S. Lu, D. Majumder, E. Petrakou, X. Shi, J.G. Shiu, Y.M. Tzeng, M. Wang

Chulalongkorn University, Bangkok, Thailand

B. Asavapibhop, N. Suwonjandee

Cukurova University, Adana, Turkey

A. Adiguzel, M.N. Bakirci⁴², S. Cerci⁴³, C. Dozen, I. Dumanoglu, E. Eskut, S. Girgis, G. Gokbulut, E. Gurpinar, I. Hos, E.E. Kangal, A. Kayis Topaksu, G. Onengut⁴⁴, K. Ozdemir, S. Ozturk⁴², A. Polatoz, K. Sogut⁴⁵, D. Sunar Cerci⁴³, B. Tali⁴³, H. Topakli⁴², M. Vergili

Middle East Technical University, Physics Department, Ankara, Turkey

I.V. Akin, T. Aliev, B. Bilin, S. Bilmis, M. Deniz, H. Gamsizkan, A.M. Guler, G. Karapinar⁴⁶, K. Ocalan, A. Ozpineci, M. Serin, R. Sever, U.E. Surat, M. Yalvac, M. Zeyrek

Bogazici University, Istanbul, Turkey

E. Gülmez, B. Isildak⁴⁷, M. Kaya⁴⁸, O. Kaya⁴⁸, S. Ozkorucuklu⁴⁹, N. Sonmez⁵⁰

Istanbul Technical University, Istanbul, Turkey

H. Bahtiyar⁵¹, E. Barlas, K. Cankocak, Y.O. Günaydin⁵², F.I. Vardarli, M. Yücel

National Scientific Center, Kharkov Institute of Physics and Technology, Kharkov, Ukraine

L. Levchuk, P. Sorokin

University of Bristol, Bristol, United Kingdom

J.J. Brooke, E. Clement, D. Cussans, H. Flacher, R. Frazier, J. Goldstein, M. Grimes, G.P. Heath, H.F. Heath, L. Kreczko, Z. Meng, S. Metson, D.M. Newbold³⁸, K. Nirunpong, A. Poll, S. Senkin, V.J. Smith, T. Williams

Rutherford Appleton Laboratory, Didcot, United Kingdom

K.W. Bell, A. Belyaev⁵³, C. Brew, R.M. Brown, D.J.A. Cockerill, J.A. Coughlan, K. Harder, S. Harper, E. Olaiya, D. Petyt, B.C. Radburn-Smith, C.H. Shepherd-Themistocleous, I.R. Tomalin, W.J. Womersley

Imperial College, London, United Kingdom

R. Bainbridge, O. Buchmuller, D. Burton, D. Colling, N. Cripps, M. Cutajar, P. Dauncey, G. Davies, M. Della Negra, W. Ferguson, J. Fulcher, D. Futyan, A. Gilbert, A. Guneratne Bryer, G. Hall, Z. Hatherell, J. Hays, G. Iles, M. Jarvis, G. Karapostoli, M. Kenzie, R. Lane, R. Lucas³⁸, L. Lyons, A.-M. Magnan, J. Marrouche, B. Mathias, R. Nandi, J. Nash, A. Nikitenko⁴⁰, J. Pela, M. Pesaresi, K. Petridis, M. Pioppi⁵⁴, D.M. Raymond, S. Rogerson, A. Rose, C. Seez, P. Sharp[†], A. Sparrow, A. Tapper, M. Vazquez Acosta, T. Virdee, S. Wakefield, N. Wardle, T. Whyntie

Brunel University, Uxbridge, United Kingdom

M. Chadwick, J.E. Cole, P.R. Hobson, A. Khan, P. Kyberd, D. Leggat, D. Leslie, W. Martin, I.D. Reid, P. Symonds, L. Teodorescu, M. Turner

Baylor University, Waco, U.S.A.

J. Dittmann, K. Hatakeyama, A. Kasmi, H. Liu, T. Scarborough

The University of Alabama, Tuscaloosa, U.S.A.

O. Charaf, S.I. Cooper, C. Henderson, P. Rumerio

Boston University, Boston, U.S.A.

A. Avetisyan, T. Bose, C. Fantasia, A. Heister, P. Lawson, D. Lazic, J. Rohlf, D. Sperka, J. St. John, L. Sulak

Brown University, Providence, U.S.A.

J. Alimena, S. Bhattacharya, G. Christopher, D. Cutts, Z. Demiragli, A. Ferapontov, A. Garabedian, U. Heintz, S. Jabeen, G. Kukartsev, E. Laird, G. Landsberg, M. Luk, M. Narain, M. Segala, T. Sinthuprasith, T. Speer

University of California, Davis, Davis, U.S.A.

R. Breedon, G. Breto, M. Calderon De La Barca Sanchez, S. Chauhan, M. Chertok, J. Conway, R. Conway, P.T. Cox, R. Erbacher, M. Gardner, R. Houtz, W. Ko, A. Kopecky, R. Lander, T. Miceli, D. Pellett, J. Pilot, F. Ricci-Tam, B. Rutherford, M. Searle, S. Shalhout, J. Smith, M. Squires, M. Tripathi, S. Wilbur, R. Yohay

University of California, Los Angeles, U.S.A.

V. Andreev, D. Cline, R. Cousins, S. Erhan, P. Everaerts, C. Farrell, M. Felcini, J. Hauser, M. Ignatenko, C. Jarvis, G. Rakness, P. Schlein[†], E. Takasugi, P. Traczyk, V. Valuev, M. Weber

University of California, Riverside, Riverside, U.S.A.

J. Babb, R. Clare, J. Ellison, J.W. Gary, G. Hanson, J. Heilman, P. Jandir, H. Liu, O.R. Long, A. Luthra, H. Nguyen, S. Paramesvaran, A. Shrinivas, J. Sturdy, S. Sumowidagdo, R. Wilken, S. Wimpenny

University of California, San Diego, La Jolla, U.S.A.

W. Andrews, J.G. Branson, G.B. Cerati, S. Cittolin, D. Evans, A. Holzner, R. Kelley, M. Lebourgeois, J. Letts, I. Macneill, S. Padhi, C. Palmer, G. Petrucciani, M. Pieri, M. Sani, V. Sharma, S. Simon, E. Sudano, M. Tadel, Y. Tu, A. Vartak, S. Wasserbaech⁵⁵, F. Würthwein, A. Yagil, J. Yoo

University of California, Santa Barbara, Santa Barbara, U.S.A.

D. Barge, C. Campagnari, M. D'Alfonso, T. Danielson, K. Flowers, P. Geffert, C. George, F. Golf, J. Incandela, C. Justus, D. Kovalskyi, V. Krutelyov, S. Lowette, R. Magaña Villalba, N. Mccoll, V. Pavlunin, J. Richman, R. Rossin, D. Stuart, W. To, C. West

California Institute of Technology, Pasadena, U.S.A.

A. Apresyan, A. Bornheim, J. Bunn, Y. Chen, E. Di Marco, J. Duarte, D. Kcira, Y. Ma, A. Mott, H.B. Newman, C. Rogan, M. Spiropulu, V. Timciuc, J. Veverka, R. Wilkinson, S. Xie, R.Y. Zhu

Carnegie Mellon University, Pittsburgh, U.S.A.

V. Azzolini, A. Calamba, R. Carroll, T. Ferguson, Y. Iiyama, D.W. Jang, Y.F. Liu, M. Paulini, J. Russ, H. Vogel, I. Vorobiev

University of Colorado at Boulder, Boulder, U.S.A.

J.P. Cumalat, B.R. Drell, W.T. Ford, A. Gaz, E. Luiggi Lopez, U. Nauenberg, J.G. Smith, K. Stenson, K.A. Ulmer, S.R. Wagner

Cornell University, Ithaca, U.S.A.

J. Alexander, A. Chatterjee, N. Eggert, L.K. Gibbons, W. Hopkins, A. Khukhunaishvili, B. Kreis, N. Mirman, G. Nicolas Kaufman, J.R. Patterson, A. Ryd, E. Salvati, W. Sun, W.D. Teo, J. Thom, J. Thompson, J. Tucker, Y. Weng, L. Winstrom, P. Wittich

Fairfield University, Fairfield, U.S.A.

D. Winn

Fermi National Accelerator Laboratory, Batavia, U.S.A.

S. Abdullin, M. Albrow, J. Anderson, G. Apollinari, L.A.T. Bauerdick, A. Beretvas, J. Berryhill, P.C. Bhat, K. Burkett, J.N. Butler, V. Chetluru, H.W.K. Cheung, F. Chlebana, S. Cihangir, V.D. Elvira, I. Fisk, J. Freeman, Y. Gao, E. Gottschalk, L. Gray, D. Green, O. Gutsche, D. Hare, R.M. Harris, J. Hirschauer, B. Hooberman, S. Jindariani, M. Johnson, U. Joshi, K. Kaadze, B. Klima, S. Kunori, S. Kwan, J. Linacre, D. Lincoln, R. Lipton, J. Lykken, K. Maeshima, J.M. Marraffino, V.I. Martinez Outschoorn, S. Maruyama, D. Mason, P. McBride, K. Mishra, S. Mrenna, Y. Musienko⁵⁶, C. Newman-Holmes, V. O'Dell, O. Prokofyev, N. Ratnikova, E. Sexton-Kennedy, S. Sharma, W.J. Spalding, L. Spiegel, L. Taylor, S. Tkaczyk, N.V. Tran, L. Uplegger, E.W. Vaandering, R. Vidal, J. Whitmore, W. Wu, F. Yang, J.C. Yun

University of Florida, Gainesville, U.S.A.

D. Acosta, P. Avery, D. Bourilkov, M. Chen, T. Cheng, S. Das, M. De Gruttola, G.P. Di Giovanni, D. Dobur, A. Drozdetskiy, R.D. Field, M. Fisher, Y. Fu, I.K. Furic, J. Hugon, B. Kim, J. Konigsberg, A. Korytov, A. Kropivnitskaya, T. Kypreos, J.F. Low, K. Matchev, P. Milenov⁵⁷, G. Mitselmakher, L. Muniz, R. Remington, A. Rinkevicius, N. Skhirtladze, M. Snowball, J. Yelton, M. Zakaria

Florida International University, Miami, U.S.A.

V. Gaultney, S. Hewamanage, S. Linn, P. Markowitz, G. Martinez, J.L. Rodriguez

Florida State University, Tallahassee, U.S.A.

T. Adams, A. Askew, J. Bochenek, J. Chen, B. Diamond, S.V. Gleyzer, J. Haas, S. Hagopian, V. Hagopian, K.F. Johnson, H. Prosper, V. Veeraraghavan, M. Weinberg

Florida Institute of Technology, Melbourne, U.S.A.

M.M. Baarmand, B. Dorney, M. Hohlmann, H. Kalakhety, F. Yumiceva

University of Illinois at Chicago (UIC), Chicago, U.S.A.

M.R. Adams, L. Apanasevich, V.E. Bazterra, R.R. Betts, I. Bucinskaite, J. Callner, R. Cavanaugh, O. Evdokimov, L. Gauthier, C.E. Gerber, D.J. Hofman, S. Khalatyan, P. Kurt, F. Lacroix, D.H. Moon, C. O'Brien, C. Silkworth, D. Strom, P. Turner, N. Varelas

The University of Iowa, Iowa City, U.S.A.

U. Akgun, E.A. Albayrak⁵¹, B. Bilki⁵⁸, W. Clarida, K. Dilsiz, F. Duru, S. Griffiths, J.-P. Merlo, H. Mermerkaya⁵⁹, A. Mestvirishvili, A. Moeller, J. Nachtman, C.R. Newsom, H. Ogul, Y. Onel, F. Ozok⁵¹, S. Sen, P. Tan, E. Tiras, J. Wetzel, T. Yetkin⁶⁰, K. Yi

Johns Hopkins University, Baltimore, U.S.A.

B.A. Barnett, B. Blumenfeld, S. Bolognesi, G. Giurgiu, A.V. Gritsan, G. Hu, P. Maksimovic, C. Martin, M. Swartz, A. Whitbeck

The University of Kansas, Lawrence, U.S.A.

P. Baringer, A. Bean, G. Benelli, R.P. Kenny III, M. Murray, D. Noonan, S. Sanders, R. Stringer, J.S. Wood

Kansas State University, Manhattan, U.S.A.

A.F. Barfuss, I. Chakaberia, A. Ivanov, S. Khalil, M. Makouski, Y. Maravin, S. Shrestha, I. Svintradze

Lawrence Livermore National Laboratory, Livermore, U.S.A.

J. Gronberg, D. Lange, F. Rebassoo, D. Wright

University of Maryland, College Park, U.S.A.

A. Baden, B. Calvert, S.C. Eno, J.A. Gomez, N.J. Hadley, R.G. Kellogg, T. Kolberg, Y. Lu, M. Marionneau, A.C. Mignerey, K. Pedro, A. Peterman, A. Skuja, J. Temple, M.B. Tonjes, S.C. Tonwar

Massachusetts Institute of Technology, Cambridge, U.S.A.

A. Apyan, G. Bauer, W. Busza, I.A. Cali, M. Chan, L. Di Matteo, V. Dutta, G. Gomez Ceballos, M. Goncharov, D. Gulhan, Y. Kim, M. Klute, Y.S. Lai, A. Levin, P.D. Luckey, T. Ma, S. Nahn, C. Paus, D. Ralph, C. Roland, G. Roland, G.S.F. Stephans, F. Stöckli, K. Sumorok, D. Velicanu, R. Wolf, B. Wyslouch, M. Yang, Y. Yilmaz, A.S. Yoon, M. Zanetti, V. Zhukova

University of Minnesota, Minneapolis, U.S.A.

B. Dahmes, A. De Benedetti, G. Franzoni, A. Gude, J. Haupt, S.C. Kao, K. Klapoetke, Y. Kubota, J. Mans, N. Pastika, R. Rusack, M. Sasseville, A. Singovsky, N. Tambe, J. Turkewitz

University of Mississippi, Oxford, U.S.A.

J.G. Acosta, L.M. Cremaldi, R. Kroeger, S. Oliveros, L. Perera, R. Rahmat, D.A. Sanders, D. Summers

University of Nebraska-Lincoln, Lincoln, U.S.A.

E. Avdeeva, K. Bloom, S. Bose, D.R. Claes, A. Dominguez, M. Eads, R. Gonzalez Suarez, J. Keller, I. Kravchenko, J. Lazo-Flores, S. Malik, F. Meier, G.R. Snow

State University of New York at Buffalo, Buffalo, U.S.A.

J. Dolen, A. Godshalk, I. Iashvili, S. Jain, A. Kharchilava, A. Kumar, S. Rappoccio, Z. Wan

Northeastern University, Boston, U.S.A.

G. Alverson, E. Barberis, D. Baumgartel, M. Chasco, J. Haley, A. Massironi, D. Nash, T. Orimoto, D. Trocino, D. Wood, J. Zhang

Northwestern University, Evanston, U.S.A.

A. Anastassov, K.A. Hahn, A. Kubik, L. Lusito, N. Mucia, N. Odell, B. Pollack, A. Pozdnyakov, M. Schmitt, S. Stoynev, K. Sung, M. Velasco, S. Won

University of Notre Dame, Notre Dame, U.S.A.

D. Berry, A. Brinkerhoff, K.M. Chan, M. Hildreth, C. Jessop, D.J. Karmgard, J. Kolb, K. Lannon, W. Luo, S. Lynch, N. Marinelli, D.M. Morse, T. Pearson, M. Planer, R. Ruchti, J. Slaunwhite, N. Valls, M. Wayne, M. Wolf

The Ohio State University, Columbus, U.S.A.

L. Antonelli, B. Bylsma, L.S. Durkin, C. Hill, R. Hughes, K. Kotov, T.Y. Ling, D. Puigh, M. Rodenburg, G. Smith, C. Vuosalo, B.L. Winer, H. Wolfe

Princeton University, Princeton, U.S.A.

E. Berry, P. Elmer, V. Halyo, P. Hebda, J. Hegeman, A. Hunt, P. Jindal, S.A. Koay, P. Lujan, D. Marlow, T. Medvedeva, M. Mooney, J. Olsen, P. Piroué, X. Quan, A. Raval, H. Saka, D. Stickland, C. Tully, J.S. Werner, S.C. Zenz, A. Zuranski

University of Puerto Rico, Mayaguez, U.S.A.

E. Brownson, A. Lopez, H. Mendez, J.E. Ramirez Vargas

Purdue University, West Lafayette, U.S.A.

E. Alagoz, D. Benedetti, G. Bolla, D. Bortoletto, M. De Mattia, A. Everett, Z. Hu, M. Jones, K. Jung, O. Koybasi, M. Kress, N. Leonardo, D. Lopes Pegna, V. Maroussov, P. Merkel, D.H. Miller, N. Neumeister, I. Shipsey, D. Silvers, A. Svyatkovskiy, M. Vidal Marono, F. Wang, W. Xie, L. Xu, H.D. Yoo, J. Zablocki, Y. Zheng

Purdue University Calumet, Hammond, U.S.A.

S. Guragain, N. Parashar

Rice University, Houston, U.S.A.

A. Adair, B. Akgun, K.M. Ecklund, F.J.M. Geurts, W. Li, B.P. Padley, R. Redjimi, J. Roberts, J. Zabel

University of Rochester, Rochester, U.S.A.

B. Betchart, A. Bodek, R. Covarelli, P. de Barbaro, R. Demina, Y. Eshaq, T. Ferbel, A. Garcia-Bellido, P. Goldenzweig, J. Han, A. Harel, D.C. Miner, G. Petrillo, D. Vishnevskiy, M. Zielinski

The Rockefeller University, New York, U.S.A.

A. Bhatti, R. Ciesielski, L. Demortier, K. Goulianos, G. Lungu, S. Malik, C. Mesropian

Rutgers, The State University of New Jersey, Piscataway, U.S.A.

S. Arora, A. Barker, J.P. Chou, C. Contreras-Campana, E. Contreras-Campana, D. Duggan, D. Ferencek, Y. Gershtein, R. Gray, E. Halkiadakis, D. Hidas, A. Lath, S. Panwalkar, M. Park, R. Patel, V. Rekovic, J. Robles, S. Salur, S. Schnetzer, C. Seitz, S. Somalwar, R. Stone, S. Thomas, P. Thomassen, M. Walker

University of Tennessee, Knoxville, U.S.A.

G. Cerizza, M. Hollingsworth, K. Rose, S. Spanier, Z.C. Yang, A. York

Texas A&M University, College Station, U.S.A.

O. Bouhali⁶¹, R. Eusebi, W. Flanagan, J. Gilmore, T. Kamon⁶², V. Khotilovich, R. Montalvo, I. Osipenkov, Y. Pakhotin, A. Perloff, J. Roe, A. Safonov, T. Sakuma, I. Suarez, A. Tatarinov, D. Toback

Texas Tech University, Lubbock, U.S.A.

N. Akchurin, C. Cowden, J. Damgov, C. Dragoiu, P.R. Duderu, K. Kovitanggoon, S.W. Lee, T. Libeiro, I. Volobouev

Vanderbilt University, Nashville, U.S.A.

E. Appelt, A.G. Delannoy, S. Greene, A. Gurrola, W. Johns, C. Maguire, Y. Mao, A. Melo, M. Sharma, P. Sheldon, B. Snook, S. Tuo, J. Velkovska

University of Virginia, Charlottesville, U.S.A.

M.W. Arenton, S. Boutle, B. Cox, B. Francis, J. Goodell, R. Hirosky, A. Ledovskoy, C. Lin, C. Neu, J. Wood

Wayne State University, Detroit, U.S.A.

S. Gollapinni, R. Harr, P.E. Karchin, C. Kottachchi Kankanamge Don, P. Lamichhane, A. Sakharov

University of Wisconsin, Madison, U.S.A.

D.A. Belknap, L. Borrello, D. Carlsmith, M. Cepeda, S. Dasu, E. Friis, M. Grothe, R. Hall-Wilton, M. Herndon, A. Hervé, P. Klabbbers, J. Klukas, A. Lanaro, R. Loveless, A. Mohapatra, M.U. Mozer, I. Ojalvo, T. Perry, G.A. Pierro, G. Polese, I. Ross, A. Savin, W.H. Smith, J. Swanson

†: Deceased

1: Also at Vienna University of Technology, Vienna, Austria

2: Also at CERN, European Organization for Nuclear Research, Geneva, Switzerland

3: Also at Institut Pluridisciplinaire Hubert Curien, Université de Strasbourg, Université de Haute Alsace Mulhouse, CNRS/IN2P3, Strasbourg, France

4: Also at National Institute of Chemical Physics and Biophysics, Tallinn, Estonia

- 5: Also at Skobeltsyn Institute of Nuclear Physics, Lomonosov Moscow State University, Moscow, Russia
- 6: Also at Universidade Estadual de Campinas, Campinas, Brazil
- 7: Also at California Institute of Technology, Pasadena, U.S.A.
- 8: Also at Laboratoire Leprince-Ringuet, Ecole Polytechnique, IN2P3-CNRS, Palaiseau, France
- 9: Also at Zewail City of Science and Technology, Zewail, Egypt
- 10: Also at Suez Canal University, Suez, Egypt
- 11: Also at Cairo University, Cairo, Egypt
- 12: Also at Fayoum University, El-Fayoum, Egypt
- 13: Also at British University in Egypt, Cairo, Egypt
- 14: Now at Ain Shams University, Cairo, Egypt
- 15: Also at National Centre for Nuclear Research, Swierk, Poland
- 16: Also at Université de Haute Alsace, Mulhouse, France
- 17: Also at Joint Institute for Nuclear Research, Dubna, Russia
- 18: Also at Brandenburg University of Technology, Cottbus, Germany
- 19: Also at The University of Kansas, Lawrence, U.S.A.
- 20: Also at Institute of Nuclear Research ATOMKI, Debrecen, Hungary
- 21: Also at Eötvös Loránd University, Budapest, Hungary
- 22: Also at Tata Institute of Fundamental Research - EHEP, Mumbai, India
- 23: Also at Tata Institute of Fundamental Research - HECR, Mumbai, India
- 24: Now at King Abdulaziz University, Jeddah, Saudi Arabia
- 25: Also at University of Visva-Bharati, Santiniketan, India
- 26: Also at University of Ruhuna, Matara, Sri Lanka
- 27: Also at Isfahan University of Technology, Isfahan, Iran
- 28: Also at Sharif University of Technology, Tehran, Iran
- 29: Also at Plasma Physics Research Center, Science and Research Branch, Islamic Azad University, Tehran, Iran
- 30: Also at Laboratori Nazionali di Legnaro dell'INFN, Legnaro, Italy
- 31: Also at Università degli Studi di Siena, Siena, Italy
- 32: Also at Purdue University, West Lafayette, U.S.A.
- 33: Also at Universidad Michoacana de San Nicolas de Hidalgo, Morelia, Mexico
- 34: Also at Faculty of Physics, University of Belgrade, Belgrade, Serbia
- 35: Also at Facoltà Ingegneria, Università di Roma, Roma, Italy
- 36: Also at Scuola Normale e Sezione dell'INFN, Pisa, Italy
- 37: Also at University of Athens, Athens, Greece
- 38: Also at Rutherford Appleton Laboratory, Didcot, United Kingdom
- 39: Also at Paul Scherrer Institut, Villigen, Switzerland
- 40: Also at Institute for Theoretical and Experimental Physics, Moscow, Russia
- 41: Also at Albert Einstein Center for Fundamental Physics, Bern, Switzerland
- 42: Also at Gaziosmanpasa University, Tokat, Turkey
- 43: Also at Adiyaman University, Adiyaman, Turkey
- 44: Also at Cag University, Mersin, Turkey
- 45: Also at Mersin University, Mersin, Turkey
- 46: Also at Izmir Institute of Technology, Izmir, Turkey
- 47: Also at Ozyegin University, Istanbul, Turkey
- 48: Also at Kafkas University, Kars, Turkey
- 49: Also at Suleyman Demirel University, Isparta, Turkey
- 50: Also at Ege University, Izmir, Turkey

- 51: Also at Mimar Sinan University, Istanbul, Istanbul, Turkey
- 52: Also at Kahramanmaraş Sütcü Imam University, Kahramanmaraş, Turkey
- 53: Also at School of Physics and Astronomy, University of Southampton, Southampton, United Kingdom
- 54: Also at INFN Sezione di Perugia; Università di Perugia, Perugia, Italy
- 55: Also at Utah Valley University, Orem, U.S.A.
- 56: Also at Institute for Nuclear Research, Moscow, Russia
- 57: Also at University of Belgrade, Faculty of Physics and Vinca Institute of Nuclear Sciences, Belgrade, Serbia
- 58: Also at Argonne National Laboratory, Argonne, U.S.A.
- 59: Also at Erzincan University, Erzincan, Turkey
- 60: Also at Yıldız Technical University, Istanbul, Turkey
- 61: Also at Texas A&M University at Qatar, Doha, Qatar
- 62: Also at Kyungpook National University, Daegu, Korea